



**Holmes Lumber**



*The Lumberyard For Professionals*

2023 CATALOG

## >> TABLE OF CONTENTS

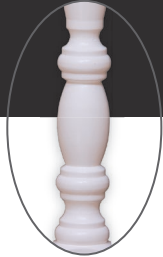
Milling Options .....	1
Stair & Baluster System .....	2
.....	
Ohio Stairways .....	3
Country Stairways .....	5
Colonial Stairways .....	8
Bunker Hill Stairways .....	15
Georgia Stairways .....	21
Hampton Stairways .....	25
Utah Stairways .....	32
Contemporary Stairways .....	37
Mission Stairways .....	42
.....	
Box Newels Stairways .....	45
Treads Stairparts .....	49
Handrails, Wallrails & Fittings .....	52
Accessories Stairparts .....	62
.....	
Custom Stairways .....	64
Kitchen & Bath .....	72
Wrought Iron Balusters .....	75





## Solid Wood Selections · Milling Options

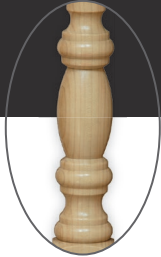
High Gloss White  
Finish. Ready to install.




Prefinished  
White



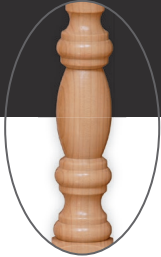
Primed



Poplar




Beech



Birch



Cherry



Hard Maple



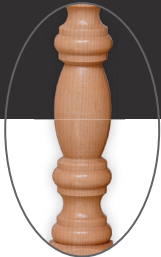
Hickory



Mahogany



Red Oak



Soft Maple



Brazilian  
Cherry



Walnut



White Oak




Radiatta Pine




Alder

## MILLING OPTIONS




Plain




Fluted



Twisted



Octagonal



Reeded

# Rising To The Occasion

**Holmes Lumber** has elevated the visual statement of a staircase to one of grand elegance. Today's discriminating home and business owners know that their choice of balusters is so much more than a point of detail, it is the pivotal decision that completes a carefully-planned interior design.

If ascending your staircase is to be a special occasion, rise to that occasion with **Elegant Rise** or **Structural Rise** balusters from **Holmes Lumber**.



Cambered Post to Post



Cambered Over the Post



Linear Post to Post



## Elegant Rise

Elegant Rise balusters are created in sets of three for each step. Measuring 34", 38" and 42" in height, their lower one-third "base" is proportioned to create a smooth, flowing line in ascent.



## Structural Rise

Structural Rise balusters are available in 5 different turning lengths: 31", 34", 36", 39" and 42", and each set has bases of identical height to emphasize individual steps in your staircase statement.





**Ohio**  
STAIRWAYS

Over the Post Newels · Post to Post Newels · Elegant Rise Balusters



4815 3 1/2" x 60"

4811 3 1/2" x 48" [shown]



4840 3 1/2" x 48" [shown]

4842 3 1/2" x 60"

4848 3 1/2" x 72"



2715-36 1 3/4" x 36"



2715-40 1 3/4" x 40"



2715-42 1 3/4" x 42"



STANDARD FEATURES





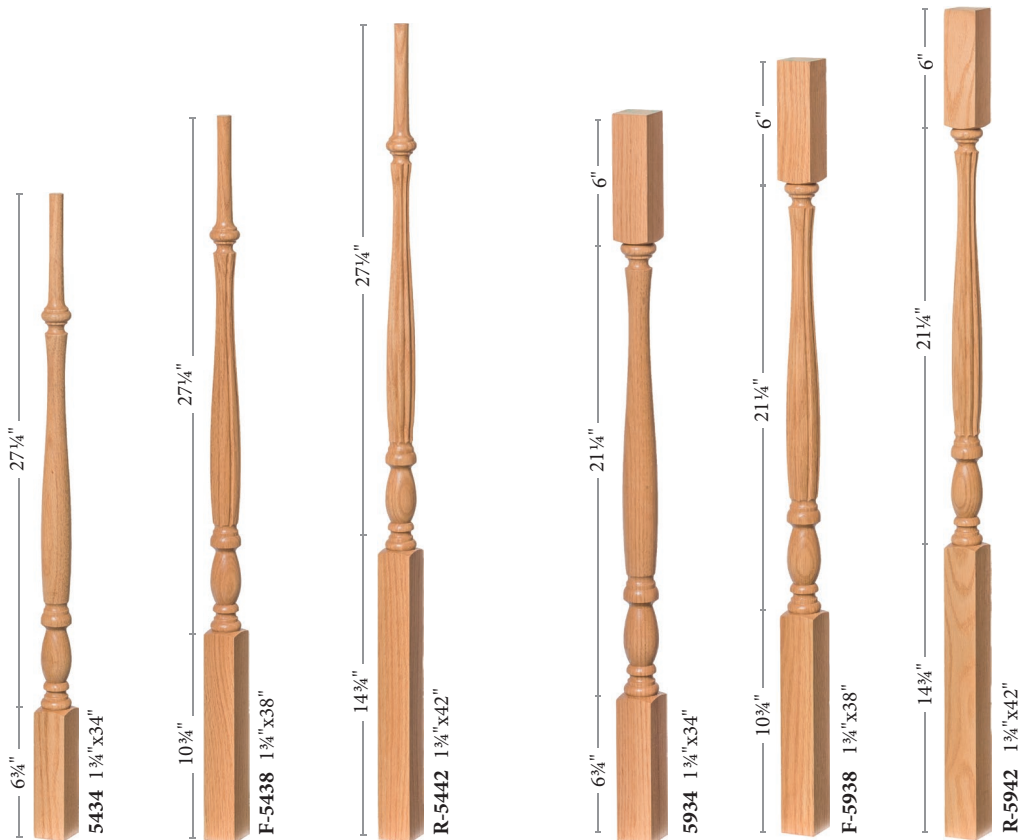


# Country

STAIRWAYS



## Elegant Rise Balusters



### Optional FEATURES



**Pin-EZ Dowels**  
Country Elegant Rise Balusters come standard with Pin-EZ Dowels for efficient installation.

### Milling Options



Plain



Fluted



Octagonal



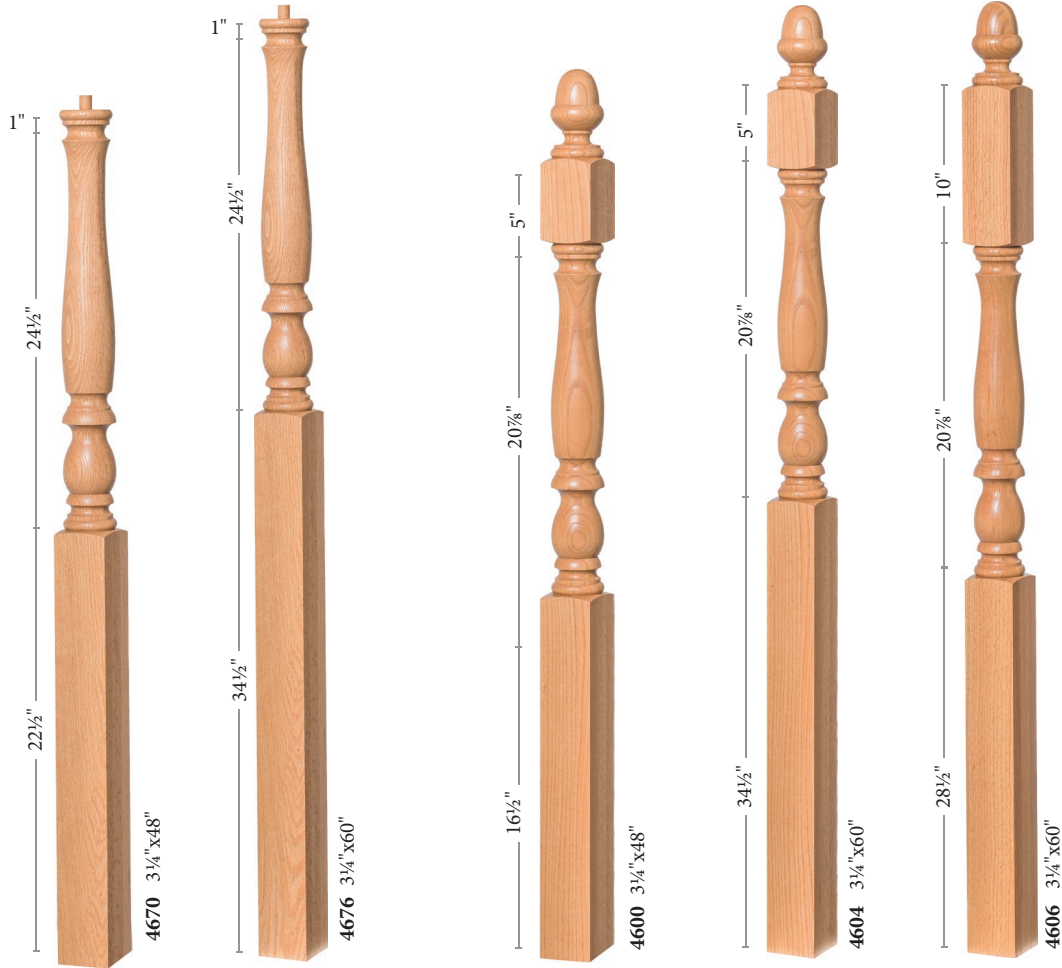
Reeded

### STANDARD FEATURES





Over the Post Newels · Post to Post Newels



STANDARD FEATURES







# Colonial

STAIRWAYS



## Structural Rise Balusters



**5141** 1 1/4" x 31" - 1 1/4" x 34" - 1 1/4" x 36" - 1 1/4" x 39" - 1 1/4" x 42"



**5015** 1 1/4" x 31" - 1 1/4" x 34" - 1 1/4" x 36" - 1 1/4" x 39" - 1 1/4" x 42" - 1 1/4" x 44"



**5025** 1 1/4" x 34" - 1 1/4" x 36" - 1 1/4" x 39" - 1 1/4" x 42"



**5040** 1/4" x 34" - 1 1/4" x 36" - 1 1/4" x 39" - 1 1/4" x 42"



**5067** 1 1/4" x 31" - 1 1/4" x 34"



**5067** 1 1/4" x 36" - 1 1/4" x 39" - 1 1/4" x 42"



**5241** 1 3/4" x 31" - 1 3/4" x 34" - 1 3/4" x 36" - 1 3/4" x 39" - 1 3/4" x 42"



**5315** 1 3/4" x 31" - 1 3/4" x 34" - 1 3/4" x 36" - 1 3/4" x 39" - 1 3/4" x 42"

### Milling Options



Plain



Fluted





Twisted



Octagonal  
*on 1 3/4" only*

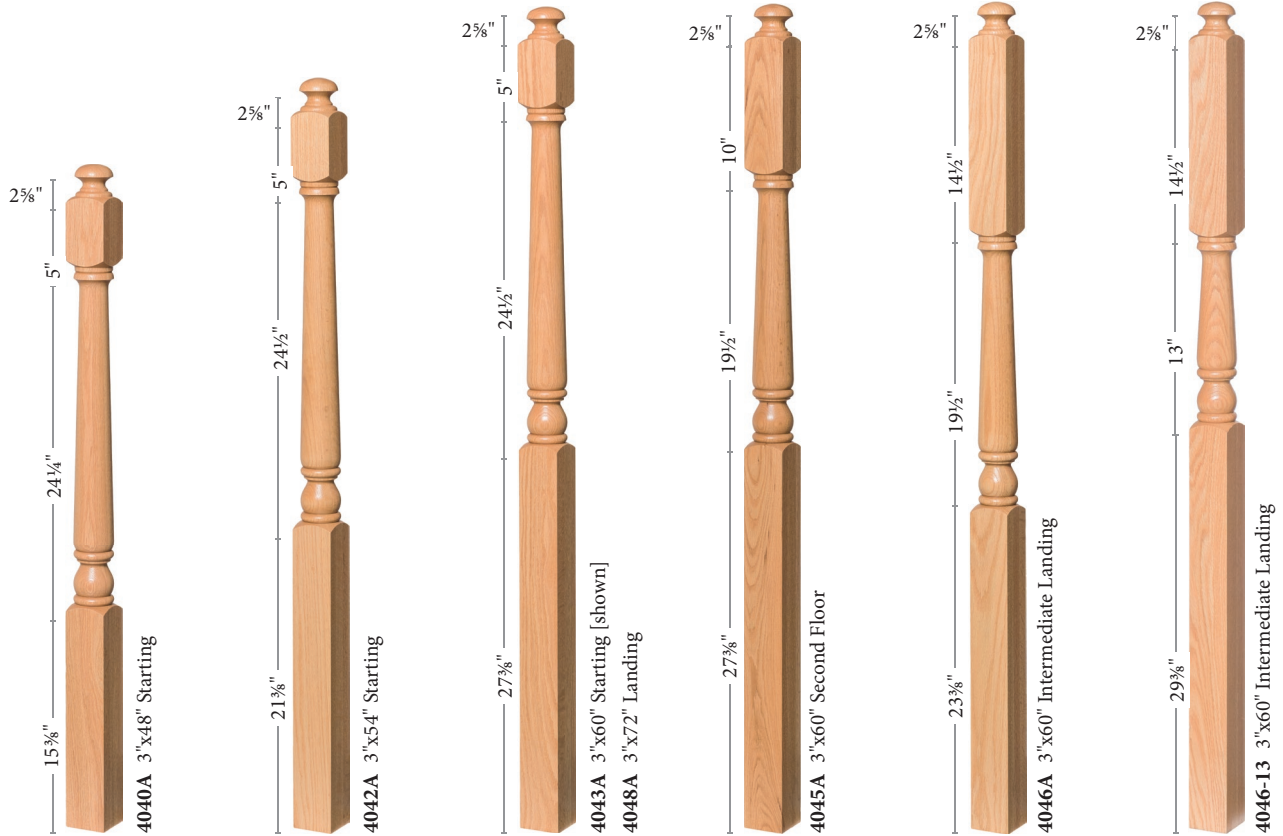
### STANDARD FEATURES



**Optional**  
FEATURES



Post to Post Newels



STANDARD FEATURES



Post Options



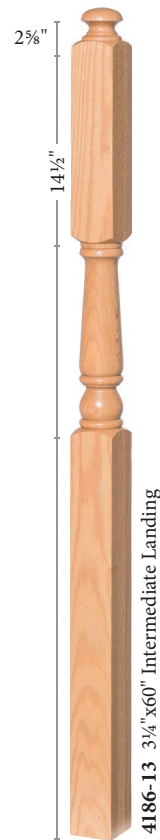

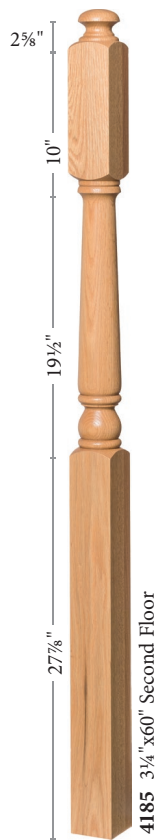



Newel Drop  
4099



Ball Top

**Optional**  
FEATURES

Post to Post Newels (cont.)



Post Options

**Optional**  
FEATURES



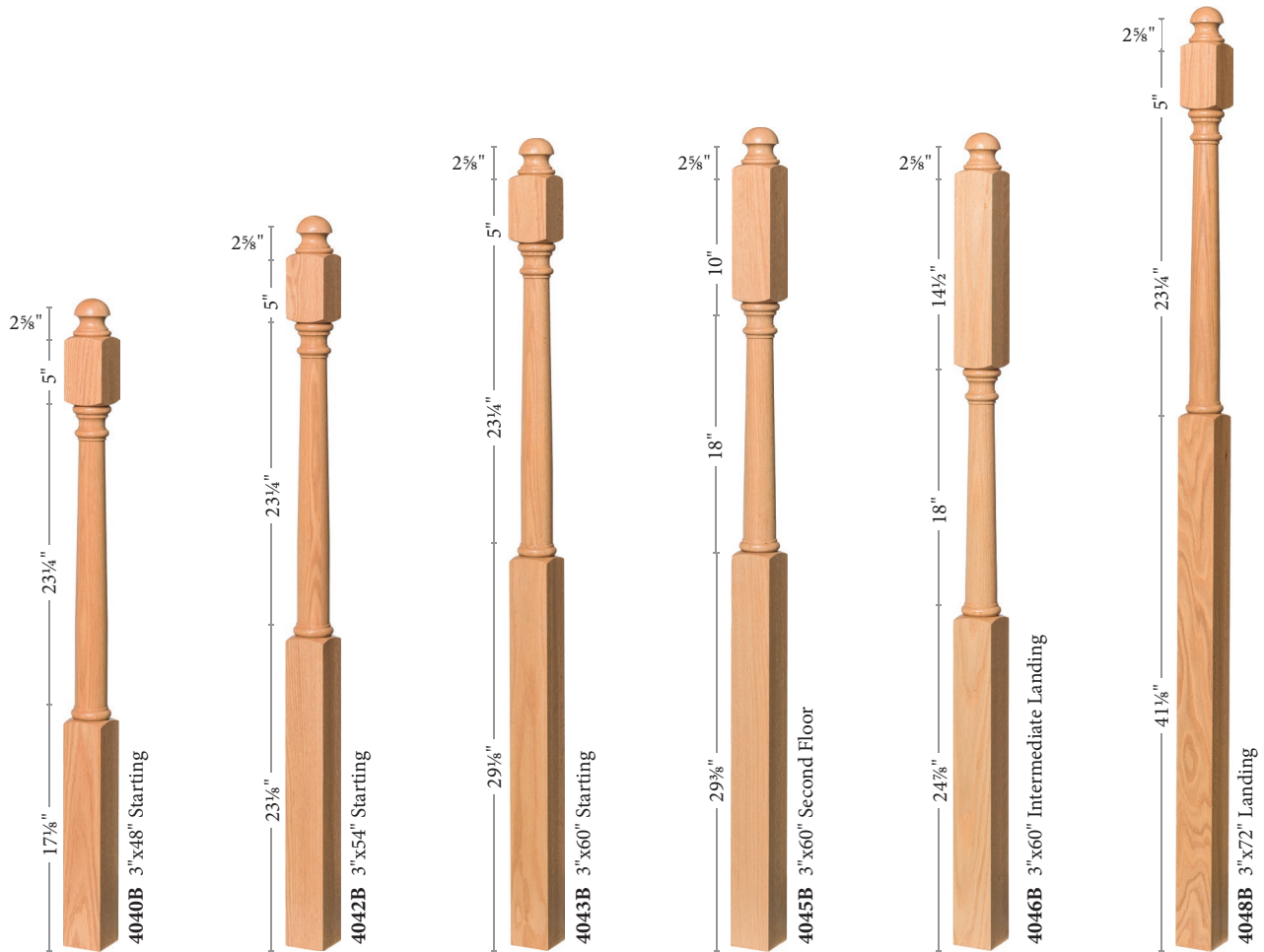
Ball Top

STANDARD FEATURES





Post to Post Newels (cont.)



STANDARD FEATURES



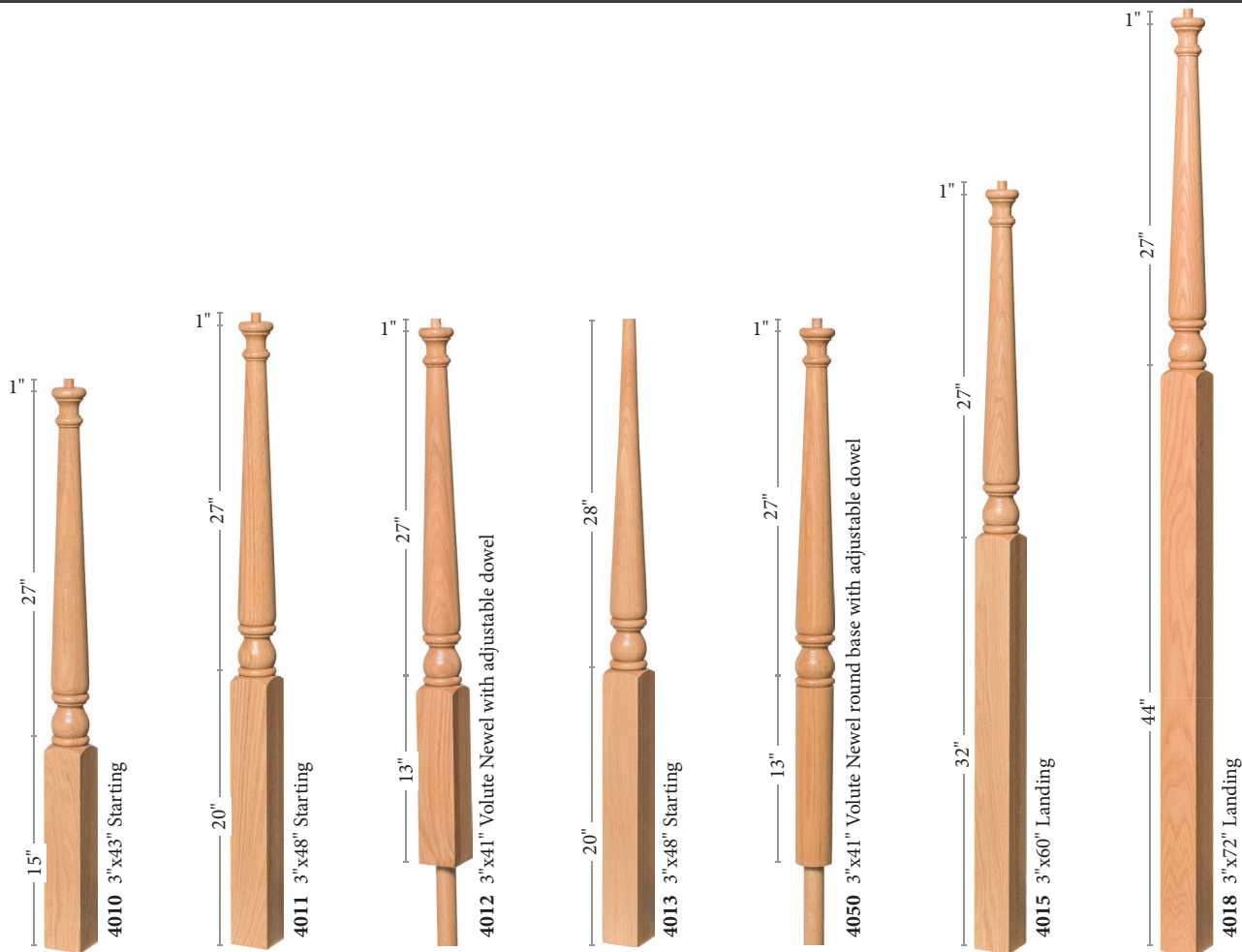
Post Options



Post to post newels on this page are available with optional Ball Top. Specify BT when ordering.

**Optional**  
FEATURES

## Over the Post Newels



### STANDARD FEATURES







# Bunker Hill

STAIRWAYS



## Structural Rise Balusters



**2005** 1 3/4" x 31" (7 1/2" base) - 1 3/4" x 34" (7 1/2" base) - 1 3/4" x 36" (7 1/2" base)  
1 3/4" x 39" (10 1/2" base) - 1 3/4" x 42" (13 1/2" base) - 1 3/4" x 48" (20 1/4" base)



**F-2005** 1 3/4" x 31" (7 1/2" base) - 1 3/4" x 34" (7 1/2" base) - 1 3/4" x 36" (7 1/2" base)  
1 3/4" x 39" (10 1/2" base) - 1 3/4" x 42" (13 1/2" base) - 1 3/4" x 48" (20 1/4" base)




**T-2005** 1 3/4" x 31" (7 1/2" base) - 1 3/4" x 34" (7 1/2" base) - 1 3/4" x 36" (7 1/2" base)  
1 3/4" x 39" (10 1/2" base) - 1 3/4" x 42" (13 1/2" base) - 1 3/4" x 48" (20 1/4" base)



**O-2005** 1 3/4" x 31" (7 1/2" base) - 1 3/4" x 34" (7 1/2" base) - 1 3/4" x 36" (7 1/2" base)  
1 3/4" x 39" (10 1/2" base) - 1 3/4" x 42" (13 1/2" base) - 1 3/4" x 48" (20 1/4" base)



**2015** 1 3/4" x 31" - 1 3/4" x 34" - 1 3/4" x 36" - 1 3/4" x 39" - 1 3/4" x 42" - 1 3/4" x 48" (13 1/2" base)



**F-2015** 1 3/4" x 31" - 1 3/4" x 34" - 1 3/4" x 36" - 1 3/4" x 39" - 1 3/4" x 42" - 1 3/4" x 48" - 13 1/2" base)




**T-2015** 1 3/4" x 31" - 1 3/4" x 34" - 1 3/4" x 36" - 1 3/4" x 39" - 1 3/4" x 42" - 1 3/4" x 48" (13 1/2" base)



**O-2015** 1 3/4" x 31" - 1 3/4" x 34" - 1 3/4" x 36" - 1 3/4" x 39" - 1 3/4" x 42" - 1 3/4" x 48" - 13 1/2" base)

### Optional FEATURES

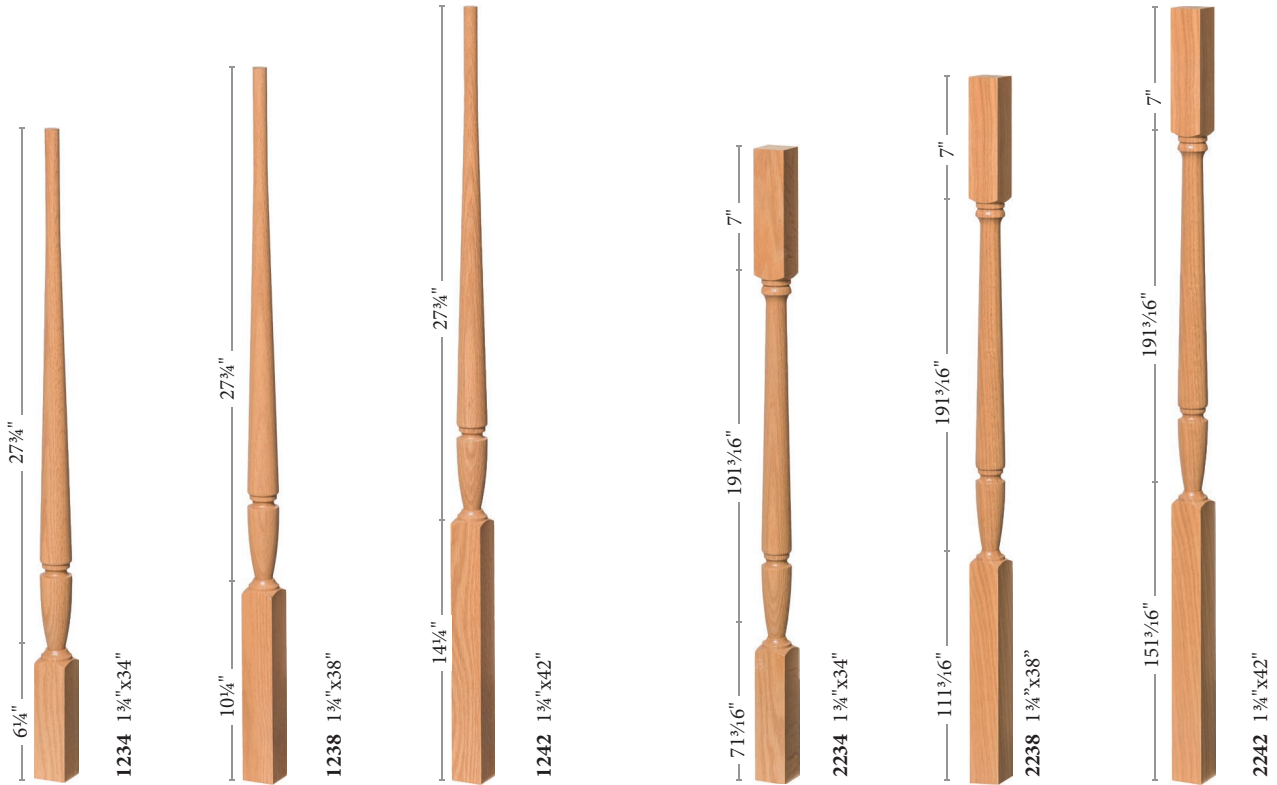


### STANDARD FEATURES






## Elegant Rise Balusters



### STANDARD FEATURES




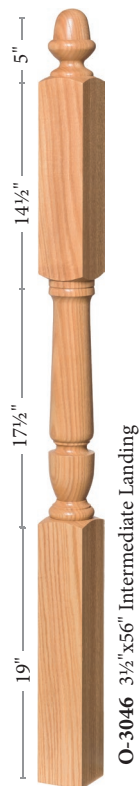

### Pin-EZ Dowels



Bunker Hill Elegant Rise Balusters come standard with Pin-EZ Dowels for efficient installation.

**Optional**  
FEATURES

## Post to Post Newels



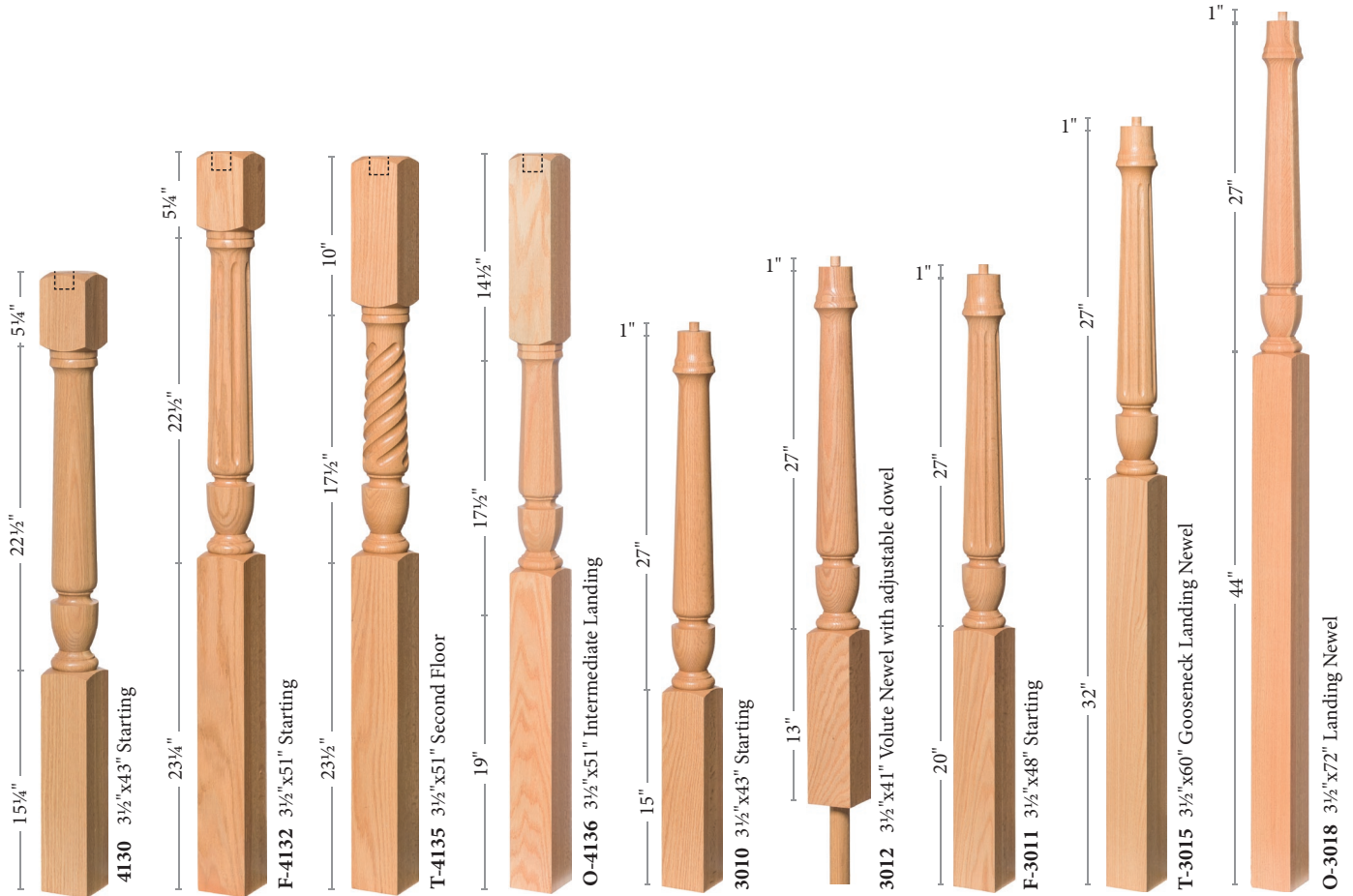
### STANDARD FEATURES






## Post to Post Newels · Over the Post Newels

With Interchangeable Finials (finials on page 22)



### STANDARD FEATURES



## INTERCHANGEABLE FINIALS



**PA-410**  
Plain Acorn



**CA-411**  
Carved Acorn



**OCT-415**  
Octagon Pineapple



**PP-412**  
Plain Pineapple



**CP-414**  
Carved Pineapple



**RCP-413**  
Raised Carved Pineapple



**PB-416**  
Ball Top




A photograph of a staircase with a chandelier and a table with a plant. The staircase has dark wood treads and white risers, with a white balustrade and a dark wood handrail. A chandelier with multiple lit shades hangs from the ceiling. In the foreground, a small wooden table holds a potted green plant. The wall is white with a dark purple accent wall on the left. A window is visible on the right.


# Georgia

STAIRWAYS

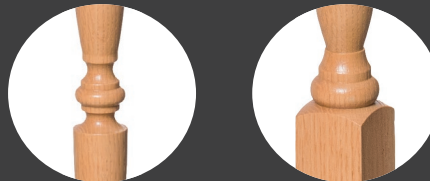
## Structural Rise Balusters



### Optional FEATURES

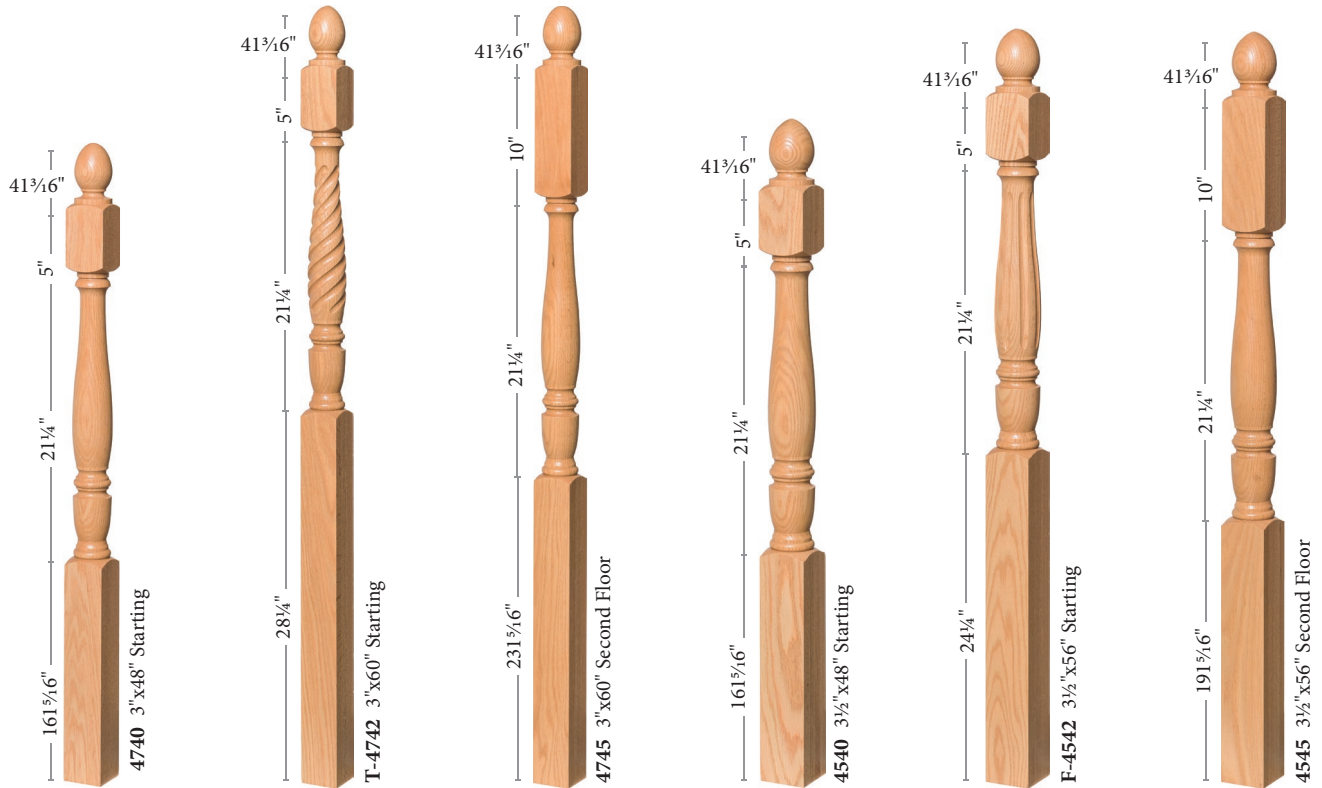


### STANDARD FEATURES






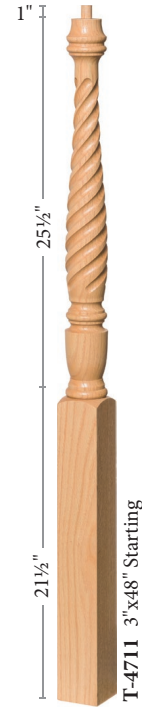



Post to Post Newels




STANDARD FEATURES



## Over the Post Newels



### STANDARD FEATURES



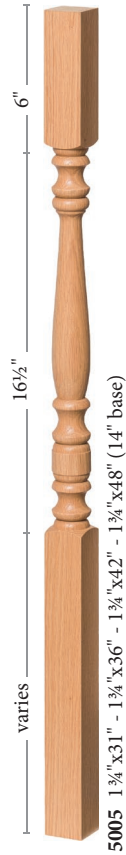




# Hampton

STAIRWAYS

## Structural Rise Balusters



### Milling Options



Plain



Octagonal  
*on 1 3/4" only*




Fluted

**Optional**  
FEATURES


### STANDARD FEATURES



## Elegant Rise Balusters



### STANDARD FEATURES



### Pin-EZ Dowels




Hampton Elegant Rise Balusters come standard with Pin-EZ Dowels for efficient installation.

**Optional**  
FEATURES



## Elegant Rise Balusters (Cont.)



### Pin-EZ Dowels



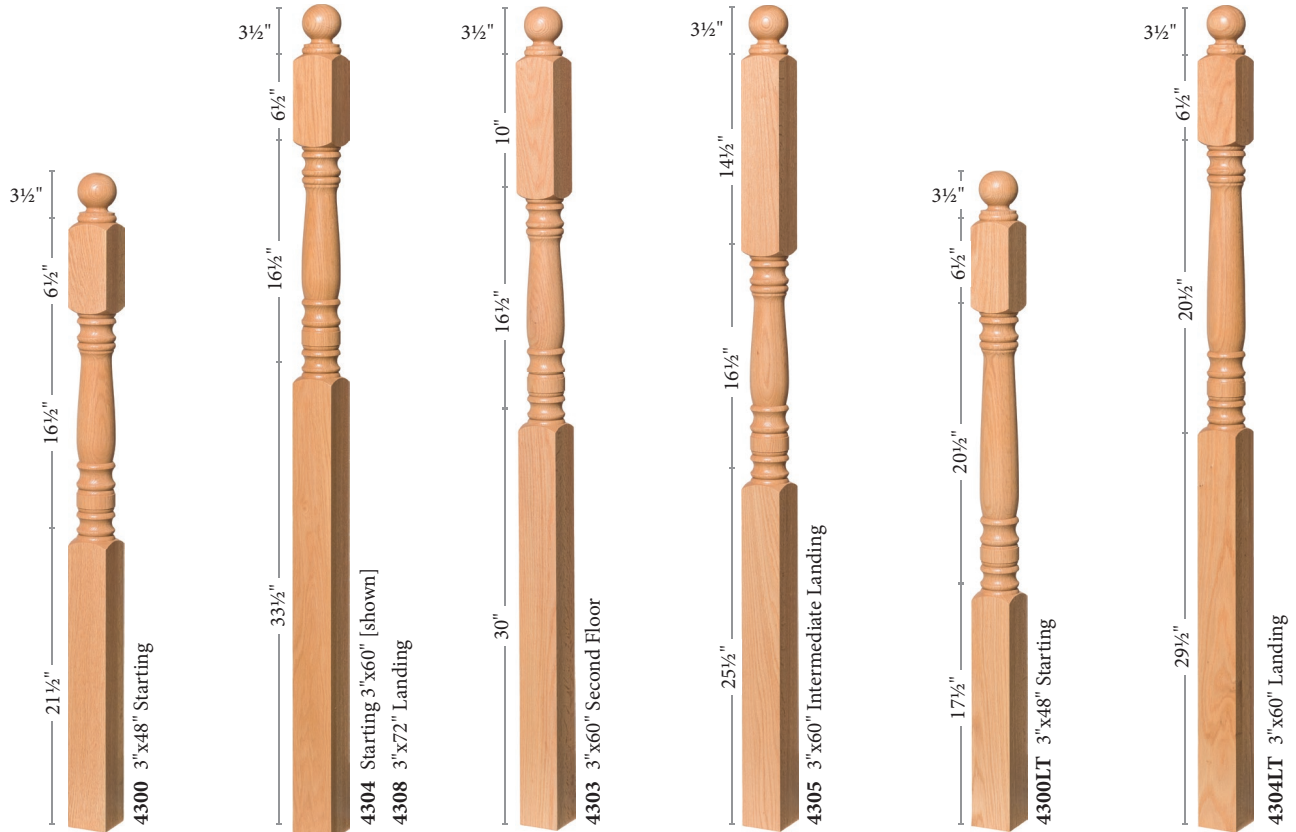
Hampton Elegant Rise Balusters come standard with Pin-EZ Dowels for efficient installation.

**Optional**  
FEATURES

### STANDARD FEATURES



Post to Post Newels

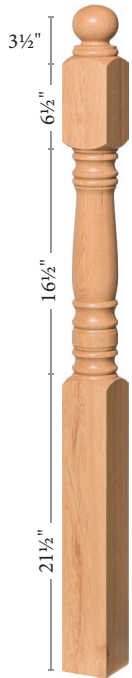


STANDARD FEATURES






Post to Post Newels (Cont.)

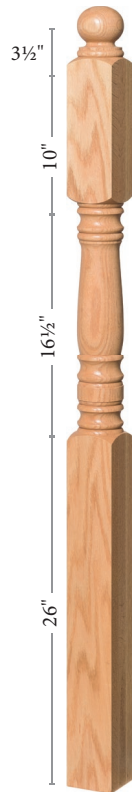


**4500** 3 1/2"x48" Starting [shown]

**4508** 3 1/2"x72" Landing



**O-4504** 3 1/2"x56" Starting




**4503** 3 1/2"x56" Second Floor



**4505** 3 1/2"x56" Intermediate Landing



**4500LT** 3 1/2"x48" Starting



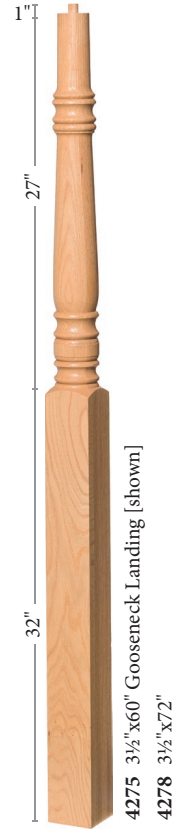



**4504LT** 3 1/2"x56" Landing



STANDARD FEATURES



Over the Post Newels



STANDARD FEATURES












**Utah**  
STAIRWAYS



## Elegant Rise Balusters



### Milling Options



Plain



Fluted



Octagonal  
*on 1 3/4" only*



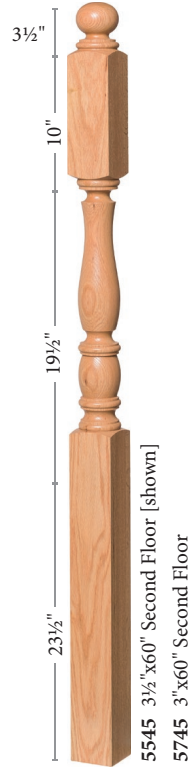
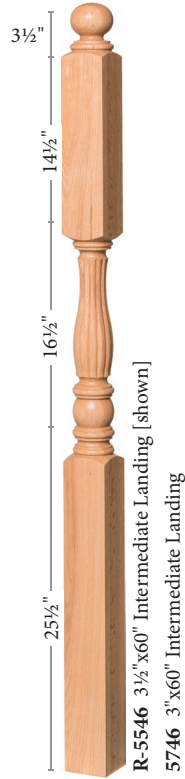
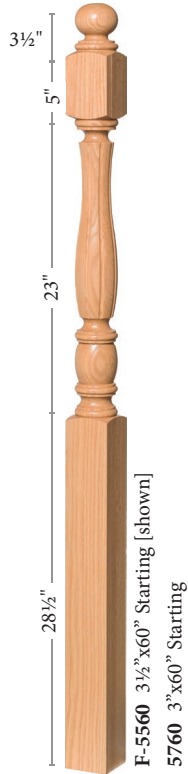
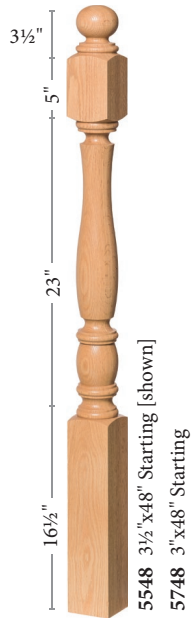
Reeded

### STANDARD FEATURES



**Optional**  
FEATURES

Post to Post Newels


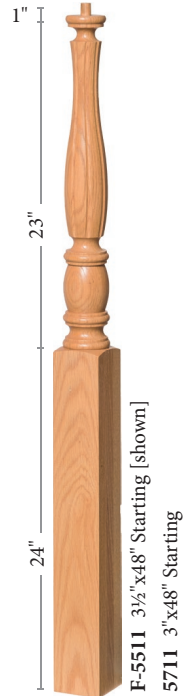
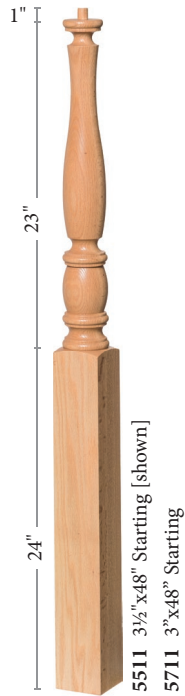


STANDARD FEATURES





## Over the Post Newels



### STANDARD FEATURES





**Contemporary**  
STAIRWAYS



Over the Post Newels



**4005BT** 3 1/2"x56"

**4006BT** 3 1/2"x72"



**4005** 3 1/2"x56"

**4006** 3 1/2"x72"



**4000-48** 3"x48" Chamfered Top



**4002-48** 3 1/2"x48" Chamfered Top



**4001-48 S4S** 3"x48"



**4003-48 S4S** 3 1/2"x48"

**4003-56 S4S** 3 1/2"x56"

**Optional**  
FEATURES

Milling Options



Plain




Fluted

STANDARD FEATURES



Elegant Rise Balusters · Contemporary Fluted

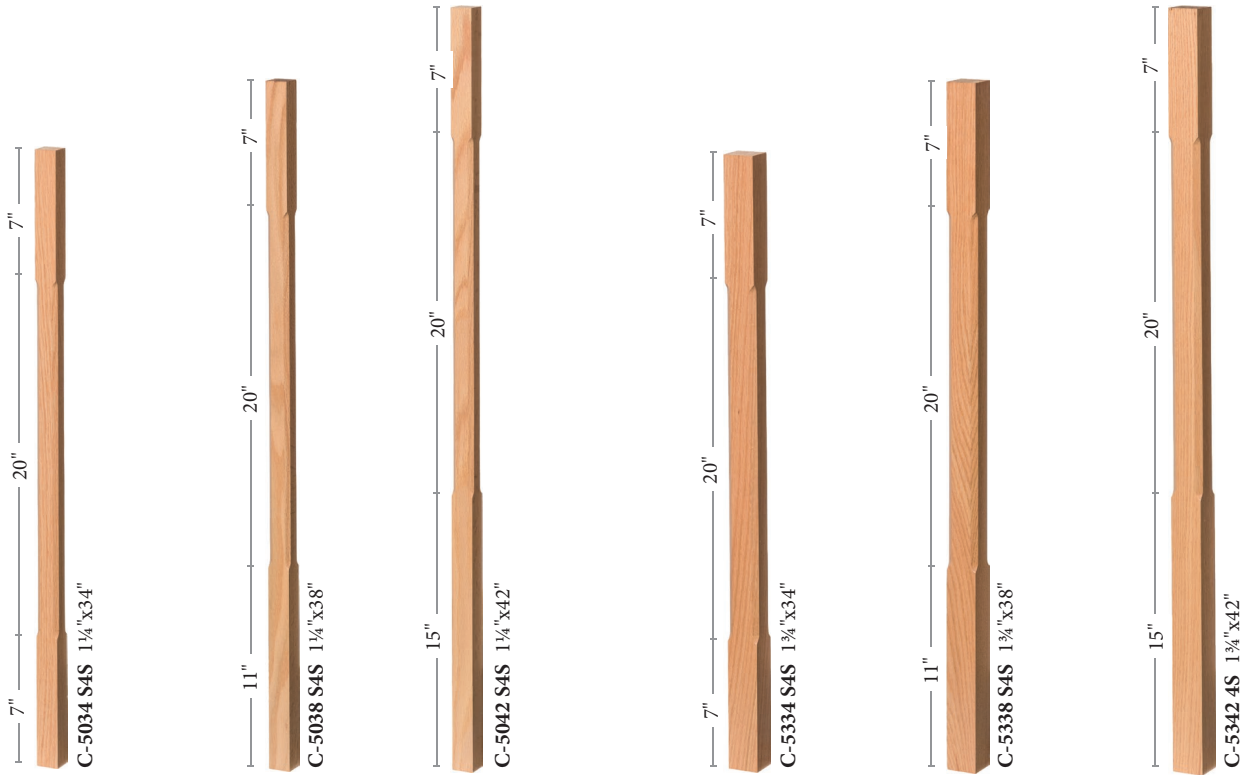


STANDARD FEATURES






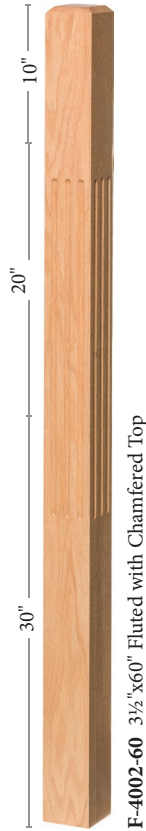

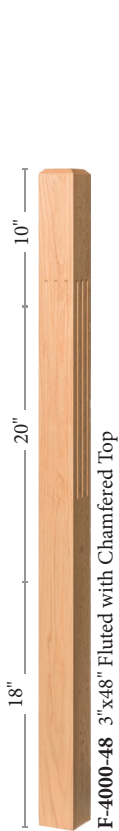
## Contemporary Chamfered



### STANDARD FEATURES



Post to Post Newels



STANDARD FEATURES










# Mission


STAIRWAYS



## Elegant Rise Balusters · Post to Post Newels



### STANDARD FEATURES





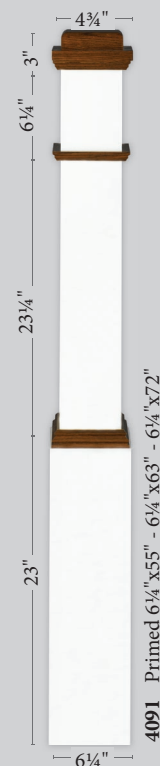
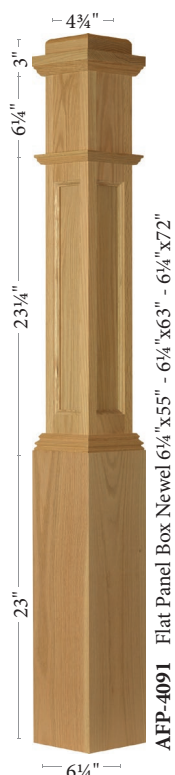
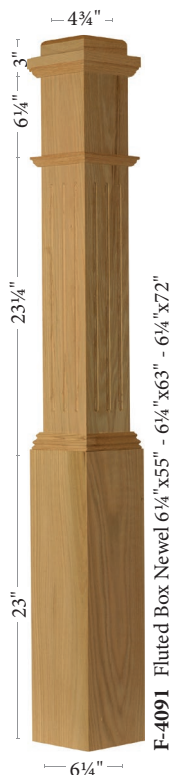
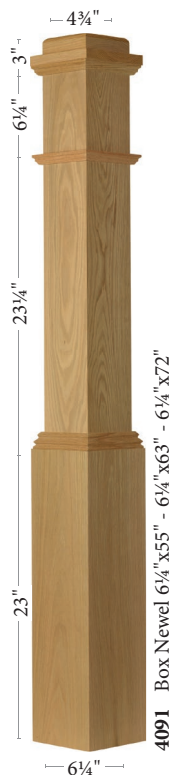


# Box Newels

STAIRWAYS

## Box Newels

Box Newels can be ordered with Custom Caps



## Special Features

1. All Box Newels are available primed with unfinished caps and trim.
2. Primed box newels can be trimmed with any of our special species.
3. In addition to our standard line of box newels we offer custom styles in a wide variety of species.

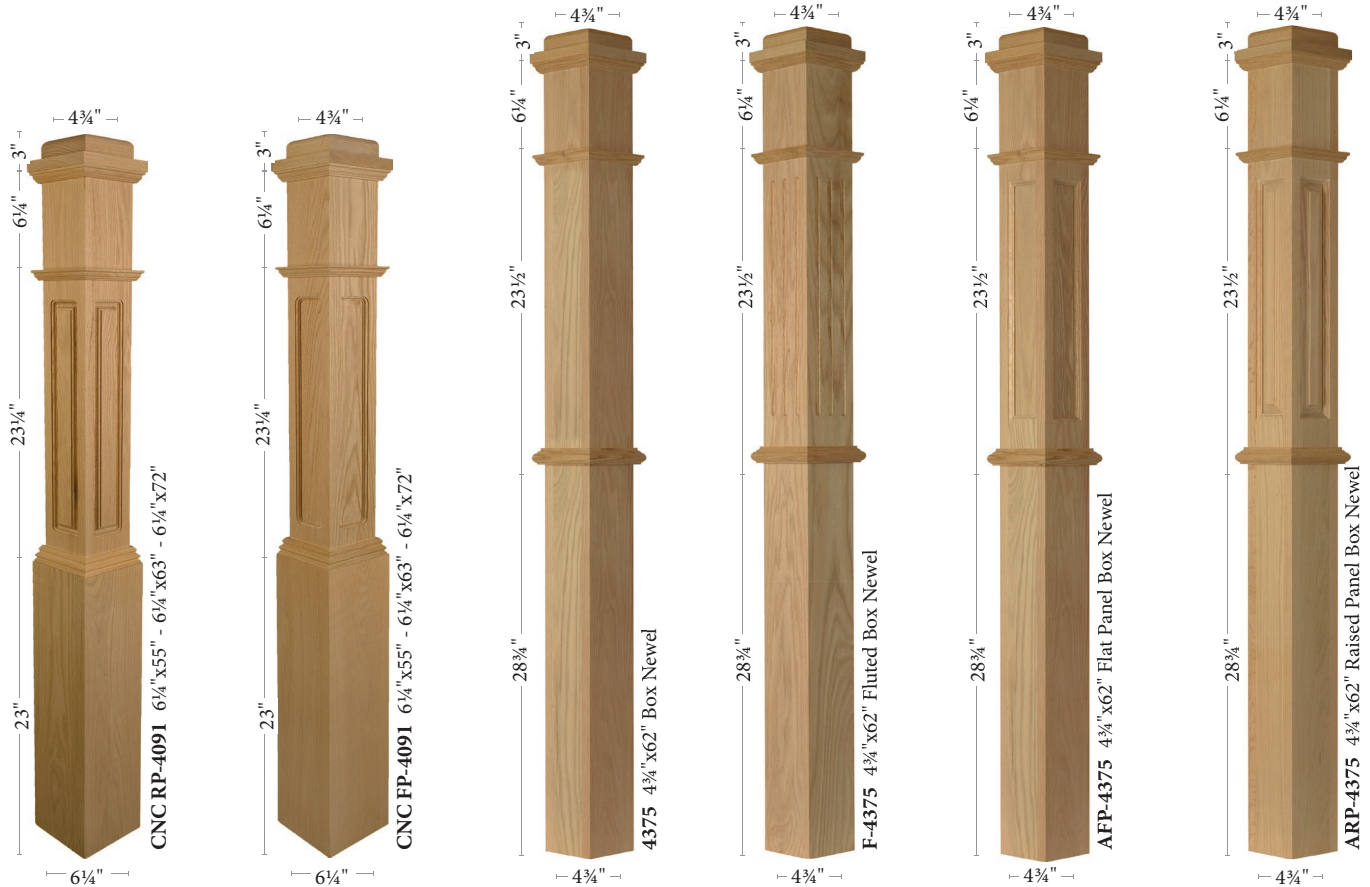
## STANDARD FEATURES





## Box Newels

Box Newels can be ordered with Custom Caps



### STANDARD FEATURES



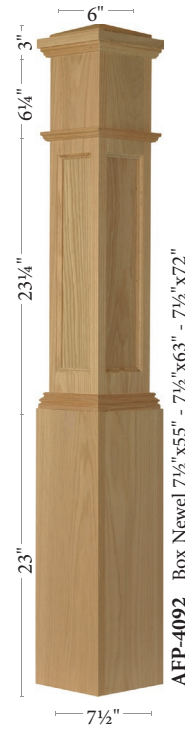

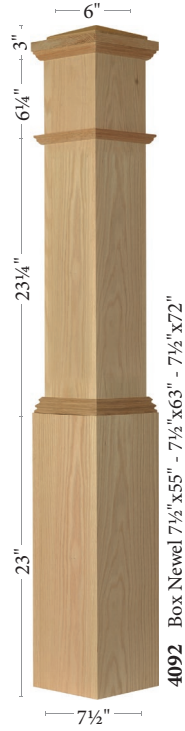
### Miter Corners

**Box Newels** are made with lock miter corners. Which means they have no edge grains, developing elegance.



## Box Newels

Box Newels can be ordered with Custom Caps



### STANDARD FEATURES







**Treads**

STAIRPARTS

## Treads

\*Available in any length



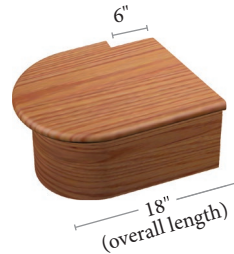
**1148**  
Plain Tread - 11½" x 48"\*



**1148-DMR**  
Double Return Tread - 11½" x 48"\*



**1148-LR**  
Single Return Tread - 11½" x 48"\*


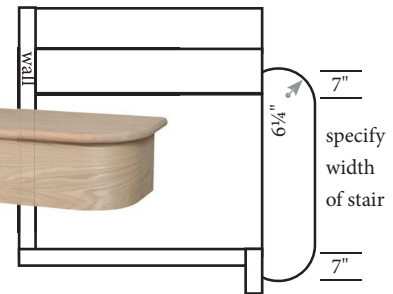


**8010-2**  
False End and Riser - 12½" x 18"

**8310-2**  
False End and Riser - 14" x 18"




**8060**  
Double End Quarter  
Circle Starting Step  
11¼" x (varies)\*





**8015**  
Double End Starting Step  
12½" x (varies)\*

**8315**  
Double End Starting Step  
14" x (varies)\*

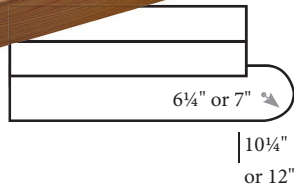


**8040**  
Single End Quarter  
Circle Starting Step  
11¼" x (varies)\*

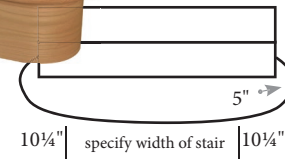


**8010**  
Single Starting Step  
12½" x (varies)\*

**8310**  
Single Starting Step  
14" x (varies)\*



**8215**  
14½" x (varies)\*  
Double End Bowed  
Starting Step





## Treads



**8079**  
Reversible False  
End Tread Kit



**7028**  
Plain Bracket  
11½"x8⅞"x⅝/16"



**7029**  
Scroll Bracket  
11½"x7¾"x⅝/16"



**8072**  
6"x 11"  
Closed False End  
Tread Kit



**8078**  
False Tread Molding  
1⅞"x 1⅞"



**8095**  
¾"x ¾"  
Cove Molding



**8096**  
Shoe Molding  
½"x ¾"



**8080**  
Return Nosing  
1⅞" x 1¼"



**8090**  
3½" Landing Tread



**8090-5**  
5½" Landing Tread



**1100**  
skirt board  
¾"x 11½"







# Handrails

WALLRAILS &  
FITTINGS

## Handrail Fittings



-08  
Coped End




-20  
Tandem Cap



-19  
Opening Cap



-09  
Returned End



-11  
Level Quarterturn



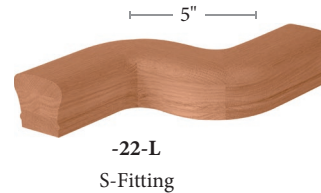
-11-135  
1/8 Turn



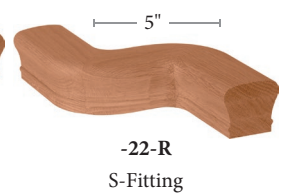
-21  
Quarterturn Cap



-21-135  
1/8 Turn



-22-L  
S-Fitting



-22-R  
S-Fitting

**Add prefix to fitting number that corresponds with handrail styles.**

- 70- for 6010 handrail
- 72- for 6210 handrail
- 74- for 6400 handrail
- 75- for 6519 handrail
- 76- for 7600 handrail
- 77- for 6710 handrail
- 79- for 6910 handrail
- 56- for 5600 handrail
- 57- for 5700 handrail
- 91- for 9100 handrail

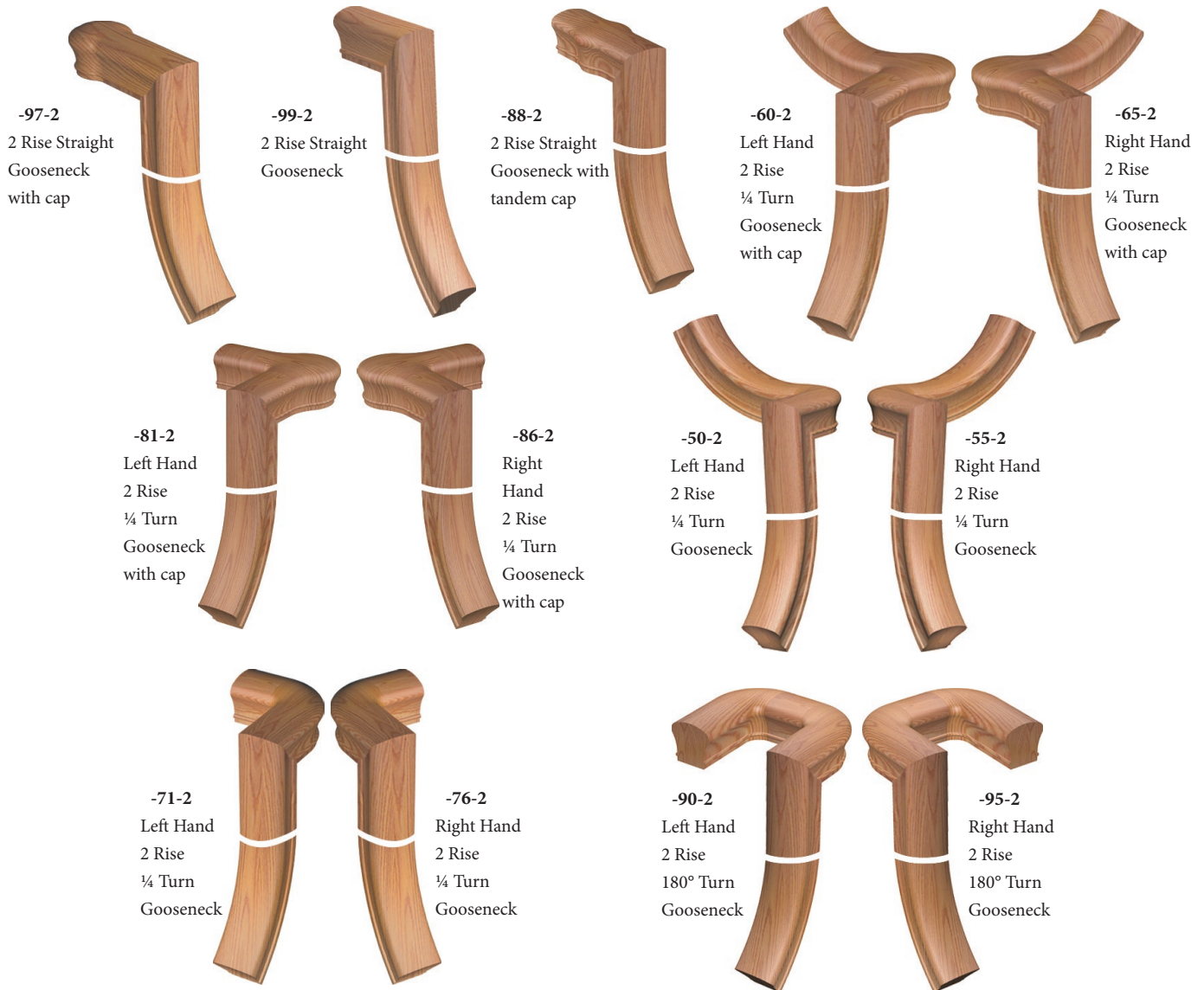
**Handrail**  
FITTINGS

## STANDARD FEATURES






## Handrail Fittings



**RD Rail Drop**



## Handrail Fittings



**-30**  
Left Hand Volute

**-35**  
Right Hand Volute



**-31**  
Left Climbing Volute

**-36**  
Right Climbing Volute



**-40**  
Left Hand  
Turnout

**-45**  
Right Hand  
Turnout



**-41**  
Left Hand  
Turnout


**-46**  
Right Hand  
Turnout

**Add prefix to fitting number that corresponds with handrail styles.**

- 70- for 6010 handrail
- 72- for 6210 handrail
- 74- for 6400 handrail
- 75- for 6519 handrail
- 76- for 7600 handrail
- 77- for 6710 handrail
- 79- for 6910 handrail
- 56- for 5600 handrail
- 57- for 5700 handrail
- 91- for 9100 handrail

**Handrail**  
FITTINGS

### STANDARD FEATURES



## Handrail Fittings



-10  
Starting Easing  
with cap



-15  
Starting Easing  
with return end



-14-90  
90° Up Easing



-12  
Up Easing



-13  
Overhand Easing




-16  
Overhand Easing  
with return end



-38  
Vertical Volute

### STANDARD FEATURES





## Hand Rails

Rails below available plowed for square top balusters.  
Large amount of special species handrail in stock for immediate shipment.

*\*All profiles available in bending unless noted.*



**5700\***  
2½" x 1¾"



**6010**  
2¼" x 2¾"



**5600 FO**  
2¾" x 1¾"  
full round



**5600 FB**  
2¾" x 1¾"  
flat bottom



**6210**  
2¾" x 2¾"



**9100**  
2¼" x 2¾"



**6400\***  
3" x 2¼"



**7600**  
2¾" x 2¼"



**6519**  
2¾" x 3"



**6910**  
2¾" x 2¾"



**6710**  
2¾" x 2¾"

## Handrails

\*All profiles available in bending unless noted.



**6000-S**  
¾" x 2½"  
plowed 1¼"



**6000**  
1½" x 2¾"  
plowed 1¼"



**6001-S**  
¾" x 2½"  
plowed 1¼"



**6001**  
1½" x 2¾"  
plowed 1¼"



**6002**  
1½" x 2¾"



**6004**  
Fillet  
1¼"



**6005**  
Shoerail  
1¼"



**6006**  
Shoerail  
1¼"



**6007**  
Fillet  
1¾"



**6203\***  
Wall Handrail  
1½" x 5½"



**6003\***  
Wall Handrail  
1½" x 5½"



**6910 B**  
Bending Rail

## Wall Rails

We offer straight and bending rails up to 24 feet in length!



**1500**  
1½" flat bottom



**1500**  
1½" full round



**1750**  
1¾" full round



**6040**  
1¾" x 1⅝" flat bottom



**2000**  
2" full round



**2000**  
2" flat bottom



**6042**  
2¼" x 1⅞"



3" flat bottom



## Wallrail Brackets · Wallrail Fittings

Wall Rail Fittings for 6040-6042 and Round Profiles



**3002**  
Dull Chrome



**3002**  
Bright Brass



**3002**  
Satin Nickel



**3002**  
Bright Chrome



**3002**  
Antique Brass



**3002**  
Satin Black



**3002**  
Oil Rubbed Bronze



**7023**  
quarter turn



**7024 full round**  
up easing



**7025 full round**  
over easing



**7005**  
quarter turn



**7006**  
up easing



**7007**  
over easing


# Accessories

STAIRPARTS





Accessories





A photograph of a custom wooden staircase with a decorative railing, a wooden table with a vase of flowers, and a wooden floor. The staircase features a dark wood handrail and turned balusters. The wall is white with decorative paneling. The floor is made of dark wood. A wooden table with a vase of flowers is in the foreground.

# Custom

STAIRWAYS

## Custom Turnings

We offer custom columns up to 12 ½" long and 17½" in diameter!



3½" x 48"



octagonal

3½" x 48"



4" x 60"



1¾" x 42"



10" x 10' Column



8" x 8' Column



Most large columns are constructed with hollow centers for three good reasons:

- ...better stability
- ...existing columns can be wrapped
- ...a more reasonable price

**Column**  
FEATURE

### STANDARD FEATURES



## Custom Turnings



**3011** 3½" x 48" w/ Rope Twist



**Oceanside** 5½" x 43" Primed - Featuring an Open Rope Twist



**Oceanside** 4" x 48" Primed - Featuring a Jetstream Twist

### STANDARD FEATURES



**Create Your Own**  
*Supply your own CAD drawings,*  
OR WE CAN CREATE ONE.

*We want your ideas to become...*

**REALITY!**



## Custom Turnings

Finials: Carving available on Custom Turnings.



3½" x 10"



5" x 9"



3½" x 14"  
Tuscan Cap



6" x 14"  
Tuscan Base



Finial 3½" x 6¾"




Carved Acorn Finial 4½" x 7"




Carved Finial 5½" x 8"

Send us your  
**houzz.com**  
DREAM PICTURE &  
*we'll duplicate it to make it a*  
**DREAM**  
*come true!*

## Harbor Lane



STANDARD FEATURES



CHECK OUT OUR  
*CNC Capabilities*



## Laskala Turnings



**F-8611** 3¼" x 48" Fluted



**FLTE8600** 2" x 42" Florentine



**BT8600** 2" x 42" Barley Twist



**FLTE8645** 3¼" x 60" Florentine



**HF8760** 5½" x 60" Hollow Flute

**We Feel Privileged**  
TO OFFER THIS  
*new, fine, handcrafted*  
**line of turnings.**

### STANDARD FEATURES





<< HEADER TEXT >>



**ELT8660** 5½" x 50" Florentine



**BT8645** 3¼" x 60" Barley Twist



**RT8600** 2" x 42" Ribbon Twist



**ORT8600** 2" x 42" Open Rope Twist





**ORT8640** 3¼" x 48" Open Rope Twist



**ORT8660** 5½" x 50" Open Road Twist

STANDARD FEATURES





# Create your own

Build the stairway of your dreams, our creative designers will take your ideas and bring them to reality. This brochure showcases a few of our fine custom turnings, railings and posts. Our modern equipment allows us to craft straight and bending rails up to 24 feet in length. Not only can we build the ideal interior stairway, but also over beautiful, exterior cedar posts for your pergola or porch. The opportunities are endless here at Holmes Stair Parts.





**Kitchen**  
**& BATH**



## Kitchen & Bath Turnings

These turnings are created specifically for Kitchen & Bath or fireplace mantels.



**Island Leg** 5½" x 36" Fluted Rhode Island



**Lakeside** 4¼" x 36"



**Venice** 3½" x 36"



**Gustavia** 3½" x 36"



### STANDARD FEATURES



## Kitchen & Bath Turnings

These turnings are created specifically for Kitchen & Bath or fireplace mantels.



Fluted Montana 3½" x 36"




Barley Twist Montana 3½" x 36"



Florentine Montana 3½" x 36"



### STANDARD FEATURES







# Wrought

IRON BALUSTERS



## Color Selection



Ash Gray (AG)



Oil Rubbed Bronze (OB)



Satin Black (SB)



Flat Black (FB)



Copper Vein (CV)



\*Oil Rubbed Copper (OC)



\*Silver Vein (SV)

\*please call to check color availability on limited skids.

## Designs



Baskets



Ribbons



Scrolls



Knuckles (*adjustable*)



Diamonds










Twists





## Twist Series

### 1/2" Hollow Balusters

 <p>44"   1/4"</p> <p><b>Plain</b></p>	 <p>18"   14 3/4"   6 1/2"   22 3/4"   26"   1/4"</p> <p><b>Single Twist</b></p>	 <p>18"   7"   22"   15"   26"   1/4"</p> <p><b>22" Twist</b></p>	 <p>18"   8 3/4"   6 1/2"   5 1/2"   16 3/4"   26"   1/4"</p> <p><b>Double Twist</b></p>	 <p>18"   6 1/2"   5 1/2"   3 1/16"   5 1/2"   6 1/2"   13 7/16"   26"   1/4"</p> <p><b>Single Basket</b></p>	 <p>18"   8 1/8"   6 1/2"   5 1/2"   7 1/4"   16 7/8"   26"   1/4"</p> <p><b>Double Basket</b></p>	 <p>18"   8 5/8"   6 3/4"   18 3/4"   16 5/8"   26"   1/4"</p> <p><b>Double Twist with Leaves</b></p>
<p><b>9000TB- * -44</b> 20 pcs per box 1120 pcs per skid</p>	<p><b>9001TB- * -44</b> 20 pcs per box 1120 pcs per skid</p>	<p><b>9080TB- * -44</b> 20 pcs per box 1120 pcs per skid</p>	<p><b>9002TB- * -44</b> 20 pcs per box 1120 pcs per skid</p>	<p><b>9003TB- * -44</b> 10 pcs per box 450 pcs per skid</p>	<p><b>9004TB- * -44</b> 10 pcs per box 450 pcs per skid</p>	<p><b>9005TB- * -44</b> 10 pcs per box 225 pcs per skid</p>

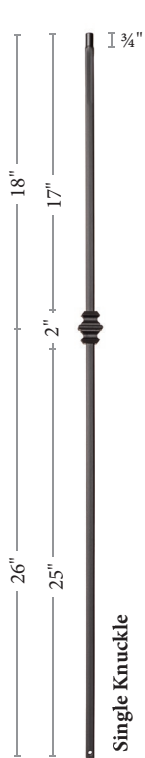
\* Insert Color Code here. Color Codes can be found on page 76






## Basket Series

5/16" Hollow Balusters



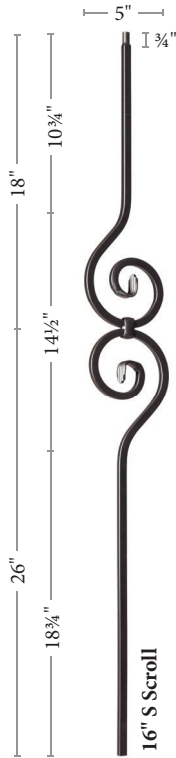
Single Knuckle

9006TB- \* -44  
10 pcs per box  
420 pcs per skid




Double Knuckle

9007TB- \* -44  
10 pcs per box  
420 pcs per skid



16" S Scroll

9090TB- \* -44  
5 pcs per box  
280 pcs per skid




16" S Scroll

9008TB- \* -44  
5 pcs per box  
225 pcs per skid



24" S Scroll Narrow

9081TB- \* -44  
5 pcs per box  
225 pcs per skid




24" S Scroll

9009TB- \* -44  
5 pcs per box  
225 pcs per skid

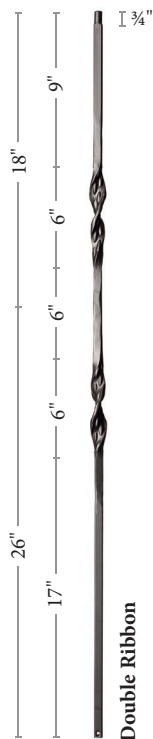


## Ribbon Series

### ½" Hollow Balusters



**9010RS- \* -44**  
10 pcs per box  
420 pcs per skid



**9011RS- \* -44**  
10 pcs per box  
420 pcs per skid




**9012RS- \* -44**  
10 pcs per box  
450 pcs per skid



**9013RS- \* -44**  
10 pcs per box  
450 pcs per skid




**9014RS- \* -44**  
10 pcs per box  
300 pcs per skid



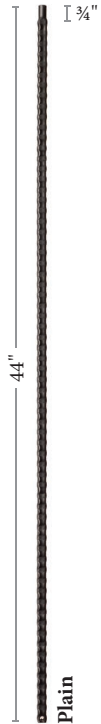
**9015RS- \* -44**  
8 pcs per box  
300 pcs per skid

\* Insert Color Code here. Color Codes can be found on page 76



## Gothic Series

### 1/16" Hollow Balusters



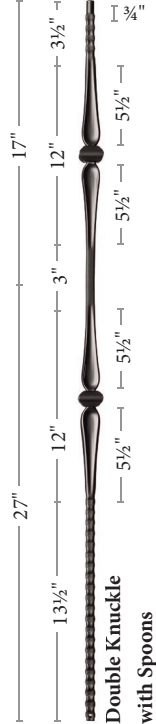
Plain

9016HG- \* -44  
20 pcs per box  
1120 pcs per skid



Single Knuckle with Spoons

9017HG- \* -44  
10 pcs per box  
420 pcs per skid



Double Knuckle with Spoons

9018HG- \* -44  
10 pcs per box  
420 pcs per skid



Basket with Spoons

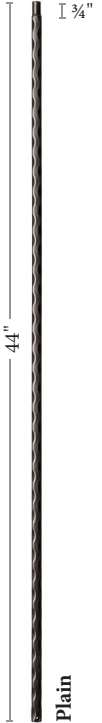
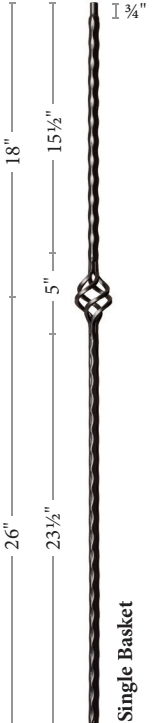
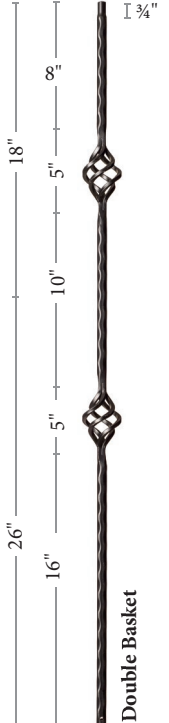

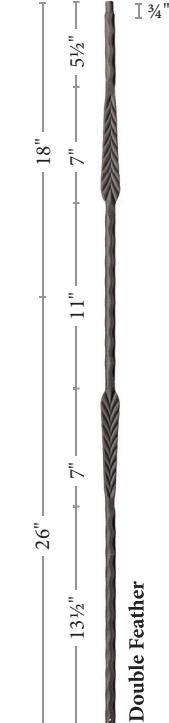


9019HG- \* -44  
1a0 pcs per box  
240 pcs per skid





## Hammered Edge Series

3/16" Hollow Balusters

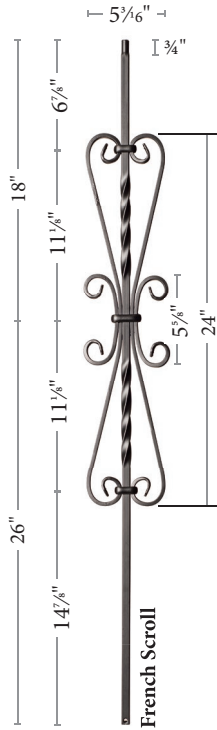
 <p>44"   1 3/4"</p> <p>Plain</p>	 <p>18"   15 1/2"   26"   5"   23 1/2"   1 3/4"</p> <p>Single Basket</p>	 <p>18"   5"   10"   5"   26"   1 3/4"</p> <p>Double Basket</p>	 <p>18"   11"   26"   6"   2"   6"   19"   3/4"</p> <p>Single Feather</p>	 <p>18"   7"   5 1/2"   11"   7"   26"   1 3/4"</p> <p>Double Feather</p>	 <p>18"   15 1/4"   26"   5 1/2"   7"   23 1/4"   1 3/4"</p> <p>Double Feather with Basket</p>	 <p>18"   7"   5 1/2"   11"   7"   26"   1 3/4"</p> <p>Double Feather with Butterfly</p>
<p>9020HE- * -44 20 pcs per box 1120 pcs per skid</p>	<p>9027HE- * -44 10 pcs per box 450 pcs per skid</p>	<p>9028HE- * -44 10 pcs per box 450 pcs per skid</p>	<p>9021HE- * -44 10 pcs per box 420 pcs per skid</p>	<p>9022HE- * -44 10 pcs per box 420 pcs per skid</p>	<p>9023HE- * -44 10 pcs per box 450 pcs per skid</p>	<p>9024HE- * -44 10 pcs per box 300 pcs per skid</p>

\* Insert Color Code here. Color Codes can be found on page 76




## Scroll Series

1/2" Hollow Balusters



French Scroll

9055SS- \* -44  
5 pcs per box  
225 pcs per skid



Double Twist  
with Dragonfly

9057SS- \* -44  
5 pcs per box  
225 pcs per skid

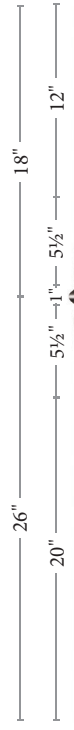
## Round Series

3/16" Hollow Balusters



Plain

9068RB- \* -44  
20 pcs per box  
1120 pcs per skid



Single Knuckle Round Spoon

9069RB- \* -44  
10 pcs per box  
420 pcs per skid



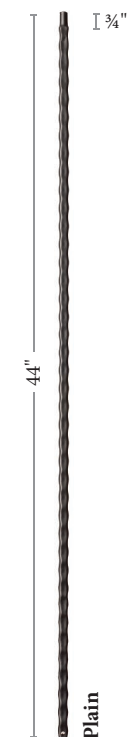
Double Knuckle Round Spoon

9070RB- \* -44  
10 pcs per box  
420 pcs per skid



## Hammered Face

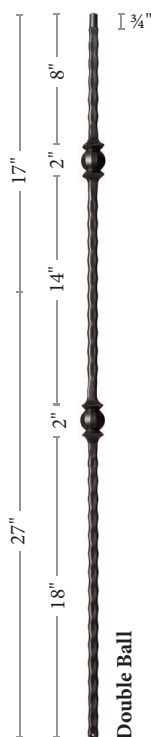
9/16" Hollow Balusters



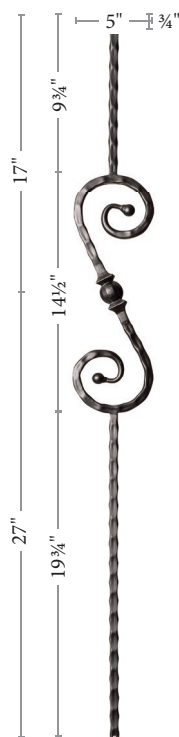
**9031HF- \* -44**  
 20 pcs per box  
 1120 pcs per skid



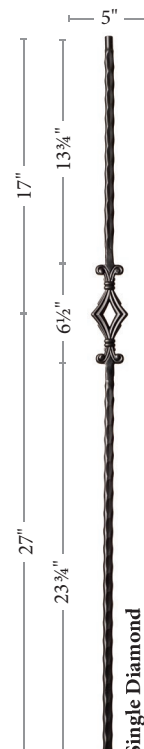
**9032HF- \* -44**  
 10 pcs per box  
 420 pcs per skid



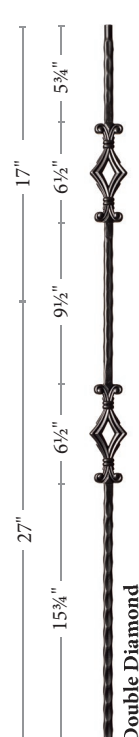
**9033HF- \* -44**  
 10 pcs per box  
 420 pcs per skid




**9034HF- \* -44**  
 5 pcs per box  
 225 pcs per skid



**9040HF- \* -44**  
 10 pcs per box  
 420 pcs per skid



**9041HF- \* -44**  
 10 pcs per box  
 420 pcs per skid



**9045HF- \* -44**  
 10 pcs per box  
 420 pcs per skid


\* Insert Color  
 Code here. Color Codes  
 can be found on page 76





## Hammered Face

3/16" Hollow Balusters



9046HF- \* -44

10 pcs per box

420 pcs per skid

9047HF- \* -44


5 pcs per box

225 pcs per skid

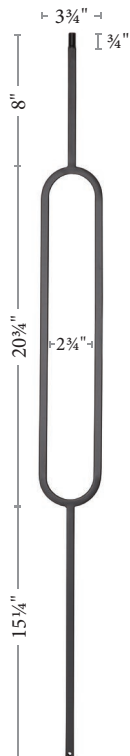


## Contemporary Series

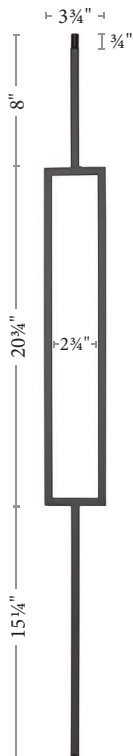
### 1/2" Hollow Balusters



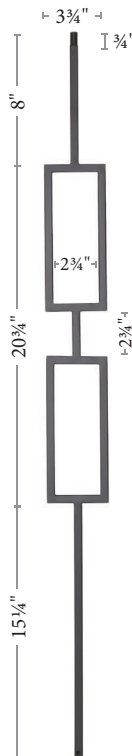
**9087CS**  
10 pcs per box  
770 pcs per skid



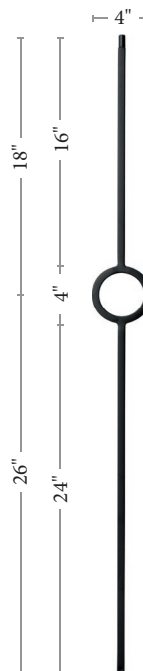
**9088CS**  
5 pcs per box  
385 pcs per skid



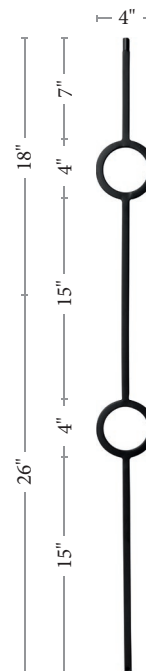
**9089CS**  
5 pcs per box  
385 pcs per skid



**9091CS**  
5 pcs per box  
385 pcs per skid


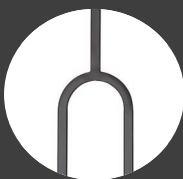


**9050VS**  
10 pcs per box  
540 pcs per skid



**9051VS**  
10 pcs per box  
540 pcs per skid

\* Insert Color  
Code here. Color Codes  
can be found on page 76





## Balcony Series

½" Hollow Balusters



Plain Balcony

9086BB- \* -40  
1 pcs per box  
420 pcs per skid





## Handrail Brackets



3002  
Dull Chrome



3002  
Bright Brass



3002  
Satin Nickel



3002  
Bright Chrome



3002  
Antique Brass



3002  
Satin Black



3002  
Oil Rubbed Bronze

### COLOR GUIDE:

AB = Antique Bronze, BB = Bright Brass, BN = Brushed Nickel, CV = Copper Vein,  
 FB = Flat Black, OB = Oil Rubbed Bronze, OC = Oil Rubbed Copper,  
 PC = Polished Chrome, SB = Satin Black, SC = Satin Chrome, SV = Silver Vein.

## Accessories



5900  
50ml Epoxy Injection Gun  
1 pcs per box



5902  
PC-50 50ml Super Epoxy  
12 pcs per box




5901  
Static Mixing Nozzle  
12 pcs per box




5903  
PC-7 1lb 2 Part Epoxy  
12 pcs per box

## Shoes


Order Equal Diameter Measurements on Shoes and Balusters




9061BS- \* -1/2  
9061BS- \* -9/16  
Base Shoe  
50 pcs per box




9062BS- \* -1/2  
9062BS- \* -9/16  
Base Shoe with  
Set Screw  
50 pcs per box




9063RS- \* -1/2  
9063RS- \* -9/16  
Rake Shoe with  
Set Screw  
50 pcs per box  
53° angle



9064AK- \* -1/2  
9064AK- \* -9/16  
Adjustable Knuckle  
50 pcs per box




9065FS- \* -1/2  
Flat Square Shoe  
50 pcs per box




9065FR- \* -1/2  
Flat Round Shoe  
50 pcs per box



9066DE- \* -1/2  
9066DE- \* -9/16  
Shoe with  
Down Ears  
50 pcs per box




9067EF- \* -FR  
Flat Round  
with Insert  
50 pcs per box




9067EF- \* -FS  
Flat Square  
with Insert  
50 pcs per box

\*Insert Color Code here. Color Codes can be found on page 76







A modern interior scene featuring a staircase with a dark wall and a framed quote. The quote reads "imagine create inspire". The staircase has wooden steps and a dark metal railing with vertical wooden balusters. A white armchair is visible on the left, and a potted plant is on the right. A window is visible on the far right.

*imagine  
create  
inspire*





Holmes County Craftsmanship

· S I N C E 1 9 5 2 ·

**Holmes Lumber**   
*The Lumberyard For Professionals*

Millersburg · Sugarcreek · Canton · Dover · Dublin · Reynoldsburg  
Sunbury · Lancaster · Newark · Marion · Westerville

[holmeslumber.com](http://holmeslumber.com)