



CARTER
CUSTOM MILLWORK

A Division of the Carter Lumber Company

Stair Parts



Introduction ▶



LEGENDARY CRAFTSMANSHIP

Our location in beautiful Holmes County, Ohio is situated in the middle of a picturesque area known worldwide for its fine, legendary craftsmanship. This excellence is evident in the finest furniture and hand-made wooden products you can buy. Where we come from, the craftsman has a special sensitivity to his materials and tools. The kind of partnership with nature that produces beauty of lasting value—family heirloom quality.

In addition to our standard line of stair parts, we offer custom parts, such as half newels and custom turnings. Each are crafted to your precise specifications. We stock a large quantity of stair parts for immediate shipment.

We feel privileged indeed to produce fine crafted wood products in a time when homeowners and builders are re-awakening to the appreciation of fine woodworking. It is our pledge to offer you excellence in woodworking. We look forward to a long and satisfying working relationship with you.

HOLMES COUNTY CRAFTSMANSHIP

CARTER
CUSTOM MILLWORK
A Division of the Carter Lumber Company

5158 Township Road 353, Millersburg, OH 44654

carterlumber.com

Contents ▶



Craftsmanship	
Details	2
Stair Baluster System	
Selection	4
STAIRWAY STYLES	
Country	5
Colonial	6
Bunker Hill	10
Georgia	14
Hampton	16
Utah	20
Contemporary	22
Mission	25
.	
Box Newels	26
Treads	29
Handrails Fittings	30
Handrail	32
Wallrail	33
Accessories	34
.	
Iron	35
Custom	47
Laskala	52
Kitchen and Bath	55

solid wood selections

prefinished white
High gloss white finish.
Ready to install.



primed



poplar



beech



birch



cherry



hard maple



hickory



mahogany



red oak



soft maple



brazilian cherry



walnut



white oak



yellow pine



primed, with trim



Primed Box Newels can be trimmed with any of our special species.

▼ milling options

plain



fluted



twisted



octagonal



reeded





Cambered Post to Post



Cambered Over the Post



Linear Post to Post

RISING TO THE OCCASION...

Carter Custom Millwork elevates the visual statement of a staircase to one of grand elegance. Today's discriminating home and business owners know that their choice of balusters is so much more than a point of detail, it is the pivotal decision that completes a carefully-planned interior design.

If ascending your staircase is to be a special occasion, rise to the occasion with Elegant Rise or Structural Rise balusters from Carter Custom Millwork.



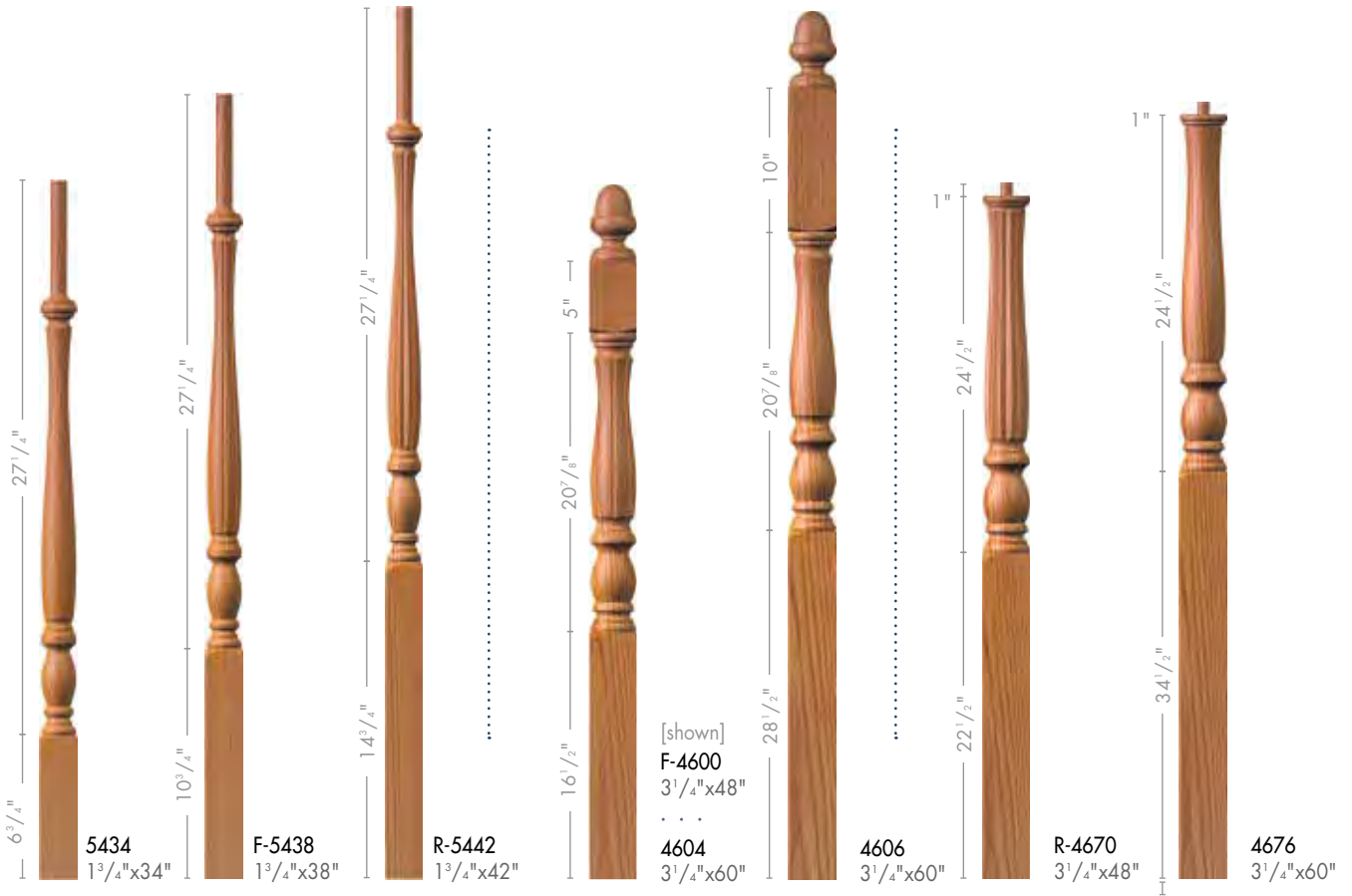
Elegant Rise

Elegant Rise balusters are created in sets of three for each step. Measuring 34", 38" and 42" in height, their lower one-third "base" is proportioned to create a smooth, flowing line in ascent.



STRUCTURAL RISE

Structural Rise balusters are available in 5 different turning lengths: 31", 34", 36", 39" and 42", and each set has bases of identical height to emphasize individual steps in your staircase statement.



Elegant Rise
 BALUSTERS


POST *Stewels* to post **OVER** *Stewels* the post

 Country Elegant Rise Balusters come standard with Pin-EZ Dowels for efficient installation.




Country Stairway with Reeded Parts

MILLING
 OPTIONS



COLONIAL *stairways*



STRUCTURAL RISE BALUSTERS



Custom Stairway with Box Newel



POST

Newels to post

$2\frac{5}{8}"$
 $5"$
 $24\frac{1}{4}"$
 $15\frac{7}{8}"$
4040A
 Starting
 $3" \times 48"$

$2\frac{5}{8}"$
 $5"$
 $24\frac{1}{2}"$
 $21\frac{3}{8}"$
4042A
 Starting
 $3" \times 54"$

$2\frac{5}{8}"$
 $5"$
 $24\frac{1}{2}"$
 $27\frac{3}{8}"$
 [shown]
4043A
 Starting
 $3" \times 60"$
 . . .
4048A
 Landing
 $3" \times 72"$

$2\frac{5}{8}"$
 $5"$
 $10"$
 $19\frac{1}{2}"$
 $27\frac{3}{8}"$
4045A
 Second
 Floor
 $3" \times 60"$

$2\frac{5}{8}"$
 $5"$
 $14\frac{1}{2}"$
 $19\frac{1}{2}"$
 $23\frac{3}{8}"$
4046A
 Intermediate
 Landing
 $3" \times 60"$

$2\frac{5}{8}"$
 $5"$
 $14\frac{1}{2}"$
 $13"$
 $29\frac{3}{8}"$
4046-13
 Intermediate
 Landing
 $3" \times 60"$



$2\frac{5}{8}"$
 $5"$
 $24\frac{1}{4}"$
 $15\frac{7}{8}"$
4180
 Starting
 $3\frac{1}{4}" \times 48"$

$2\frac{5}{8}"$
 $5"$
 $24\frac{1}{2}"$
 $21\frac{7}{8}"$
4182
 Starting
 $3\frac{1}{4}" \times 54"$

$2\frac{5}{8}"$
 $5"$
 $24\frac{1}{2}"$
 $27\frac{7}{8}"$
 [shown]
4183
 Starting
 $3\frac{1}{4}" \times 60"$
 . . .
4188
 Landing
 $3\frac{1}{4}" \times 72"$

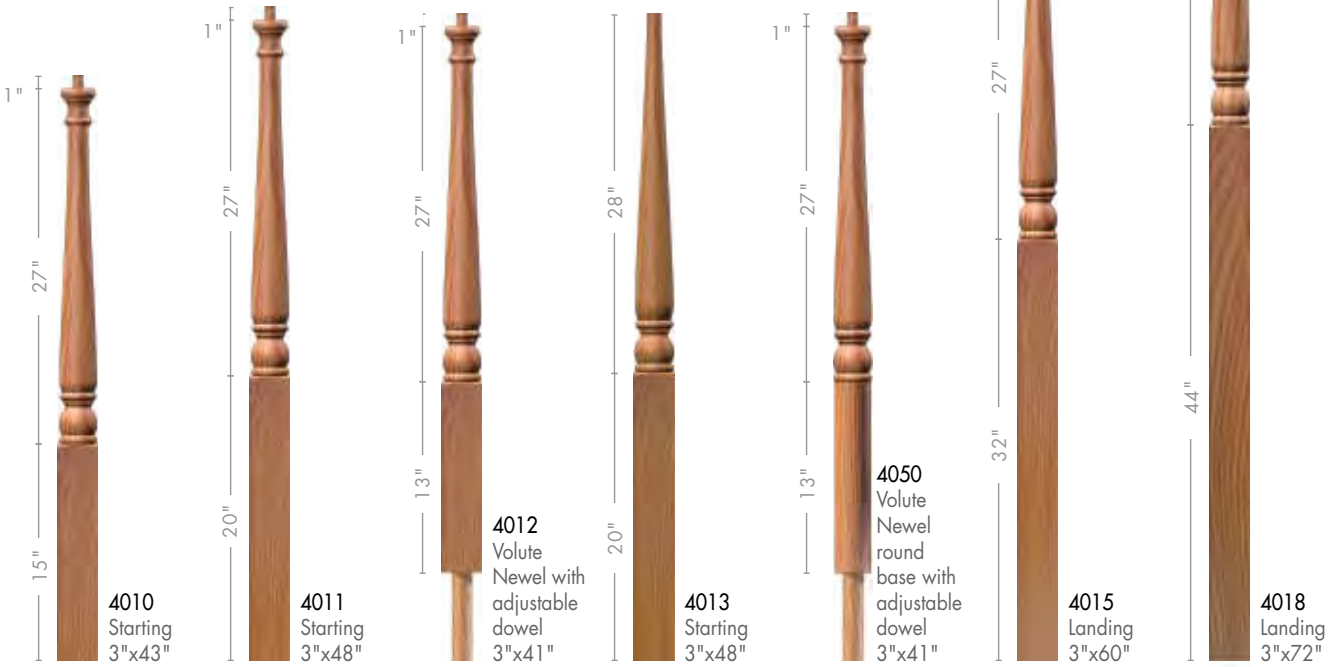
$2\frac{5}{8}"$
 $5"$
 $10"$
 $19\frac{1}{2}"$
 $27\frac{7}{8}"$
4185
 Second
 Floor
 $3\frac{1}{4}" \times 60"$

$2\frac{5}{8}"$
 $5"$
 $14\frac{1}{2}"$
 $19\frac{1}{2}"$
 $23\frac{3}{8}"$
4186
 Intermediate
 Landing
 $3\frac{1}{4}" \times 60"$

$2\frac{5}{8}"$
 $5"$
 $14\frac{1}{2}"$
 $13"$
 $29\frac{3}{8}"$
4186-13
 Intermediate
 Landing
 $3\frac{1}{4}" \times 60"$

COLONIAL ▼

OVER Newels the post



POST Newels to post



Post to post newels on this page are available with optional Balltop. Specify BT when ordering.



Elegant Rise

BALUSTERS



Colonial Elegant Rise Balusters come standard with Pin-EZ Dowels for efficient installation.



Colonial Stairway with Elegant Rise. Featuring 81-Series Balusters.






STRUCTURAL RISE BALUSTERS




Bunker Hill Stairway with Elegant Rise. Featuring 22-Series Balusters


MILLING OPTIONS

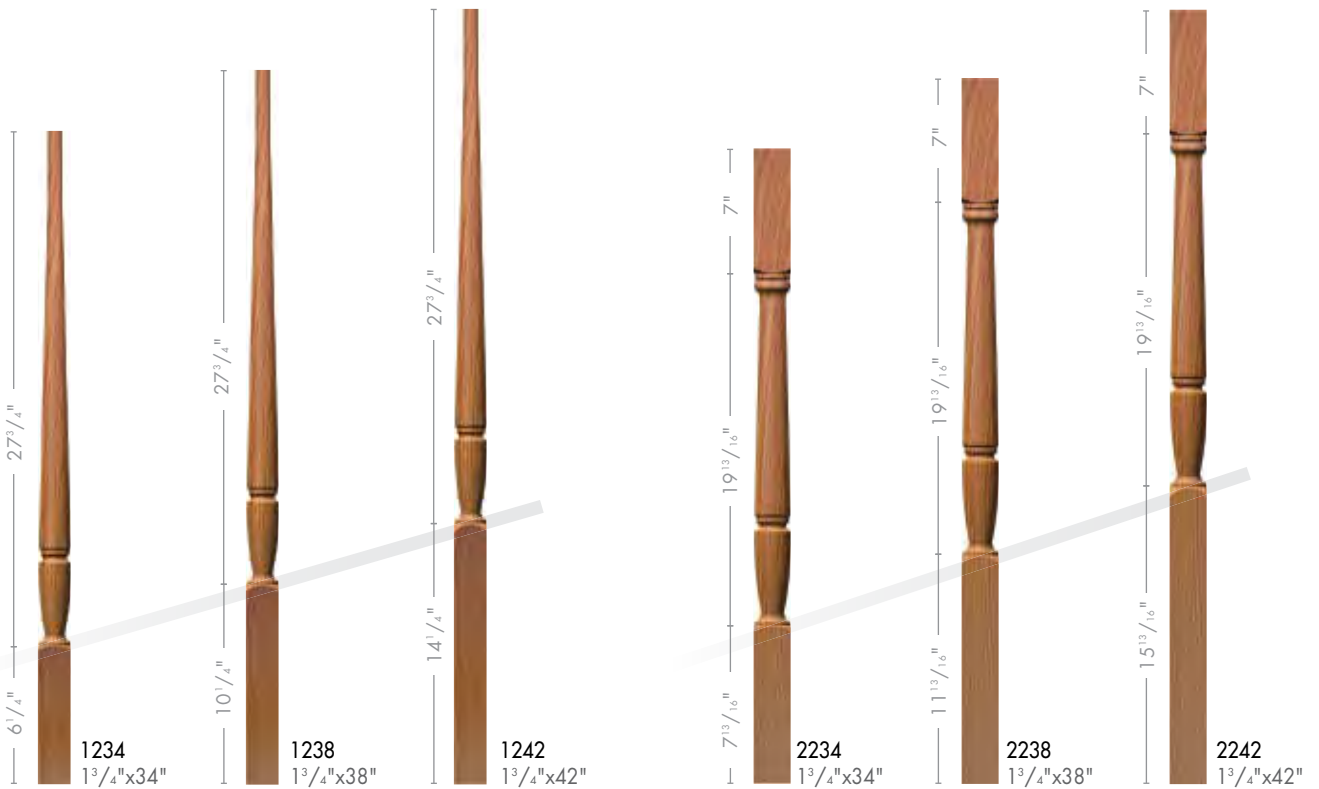


STRUCTURAL RISE BALUSTERS



Elegant Rise BALUSTERS

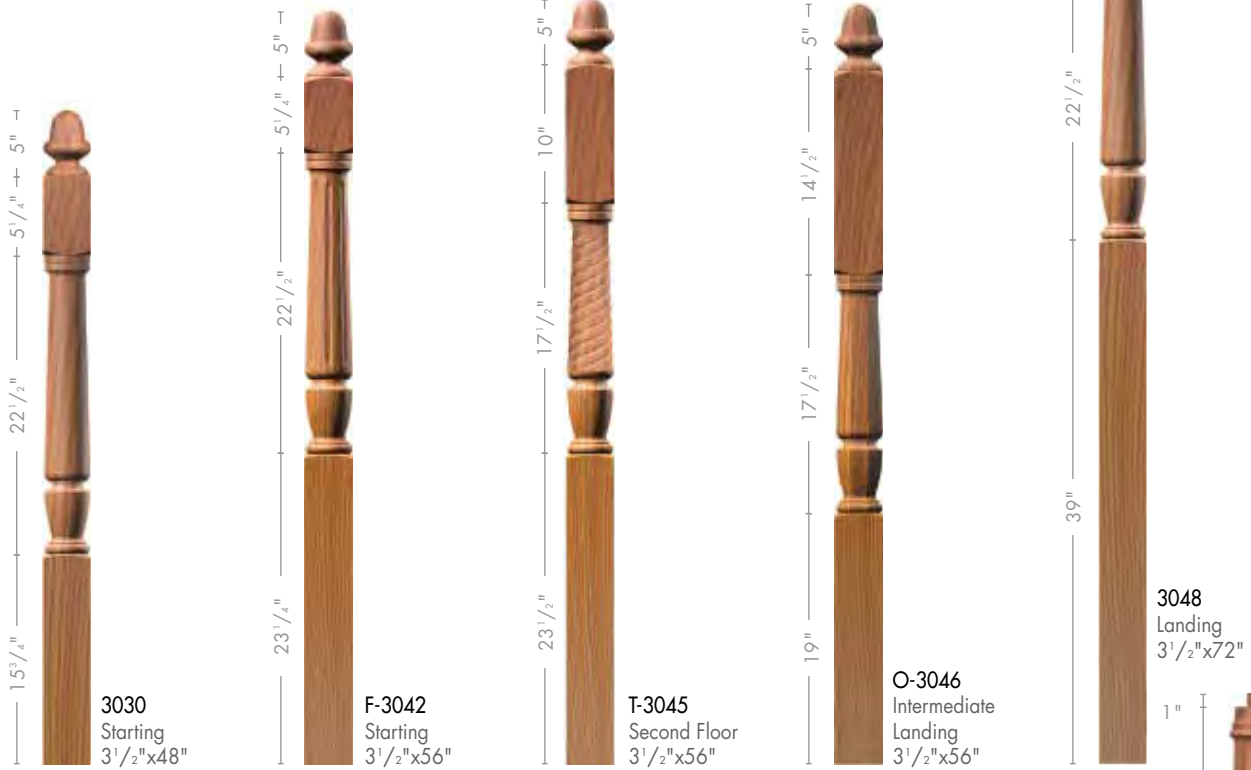
 Bunker Hill Elegant Rise Balusters come standard with Pin-EZ Dowels for efficient installation.



BUNKER HILL ▼

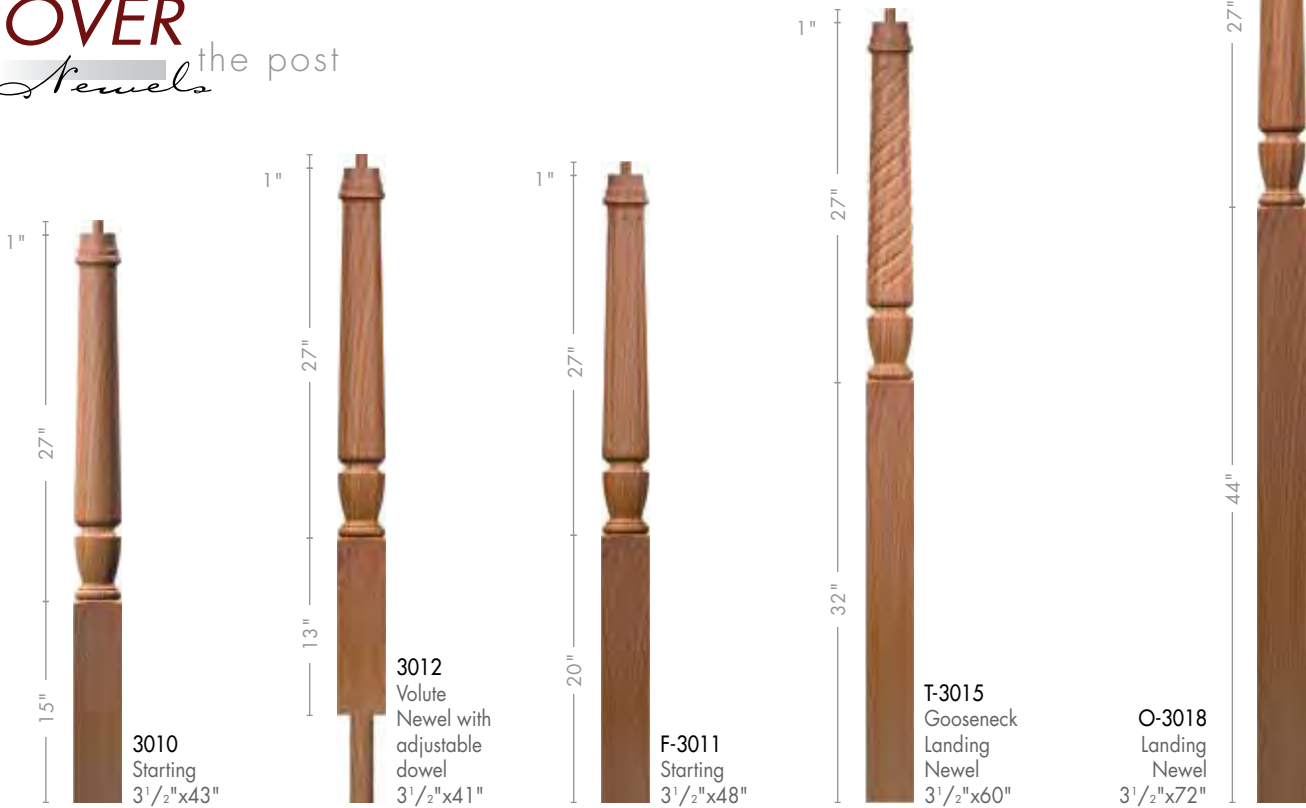
POST

Newels to post



OVER

the post



Interchangeable Finials



PA-410
Plain Acorn



CA-411
Carved Acorn



OCT-415
Octagon Pineapple



PP-412
Plain Pineapple



CP-414
Carved Pineapple



RCP-413
Raised Carved
Pineapple



PB-416
Ball Top

POST

Stencils to post
with interchangeable finials



4130
Starting
3 1/2" x 43"




F-4132
Starting
3 1/2" x 51"



T-4135
Second Floor
3 1/2" x 51"



O-4136
Intermediate
Landing
3 1/2" x 51"




STRUCTURAL RISE
 BALUSTERS



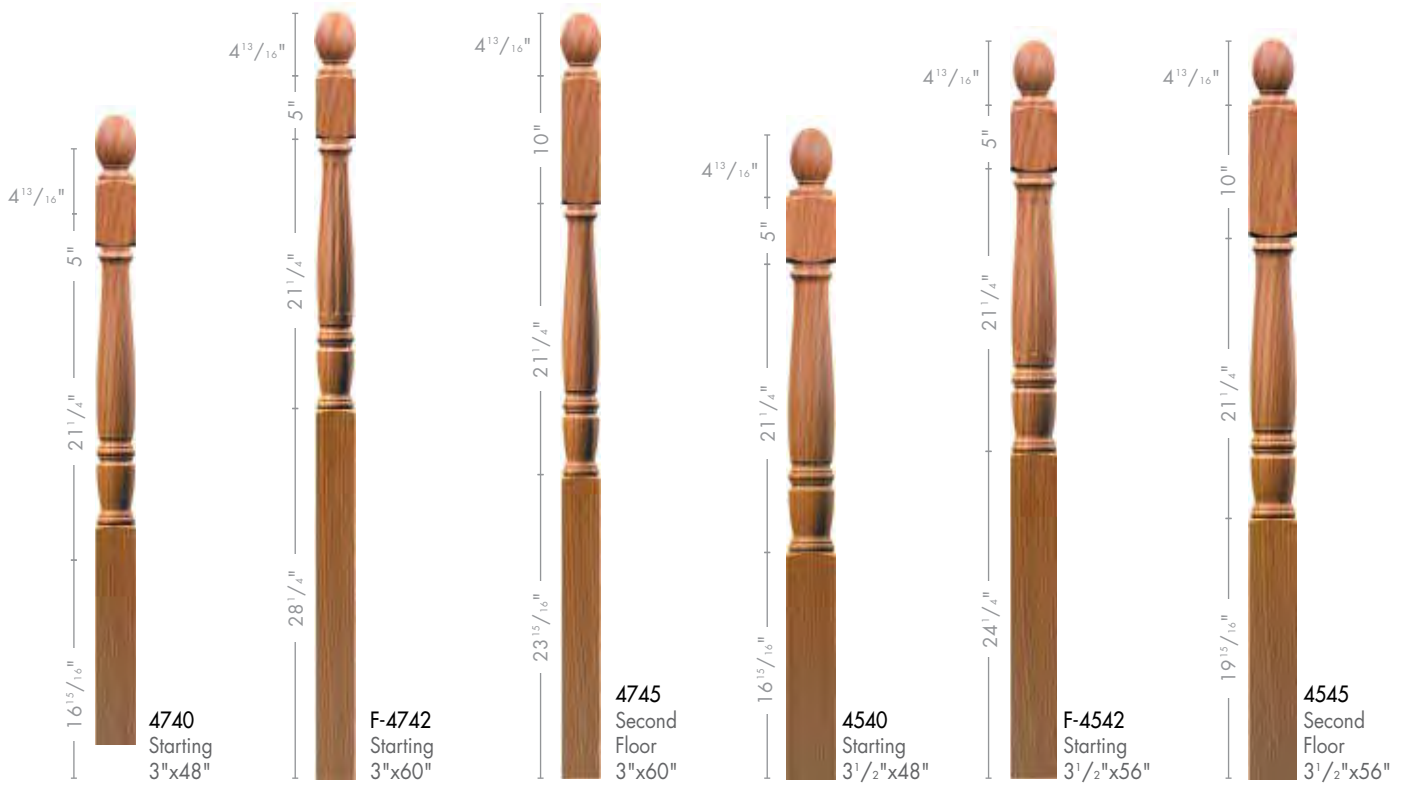
Custom Stairway.

MILLING
 OPTIONS



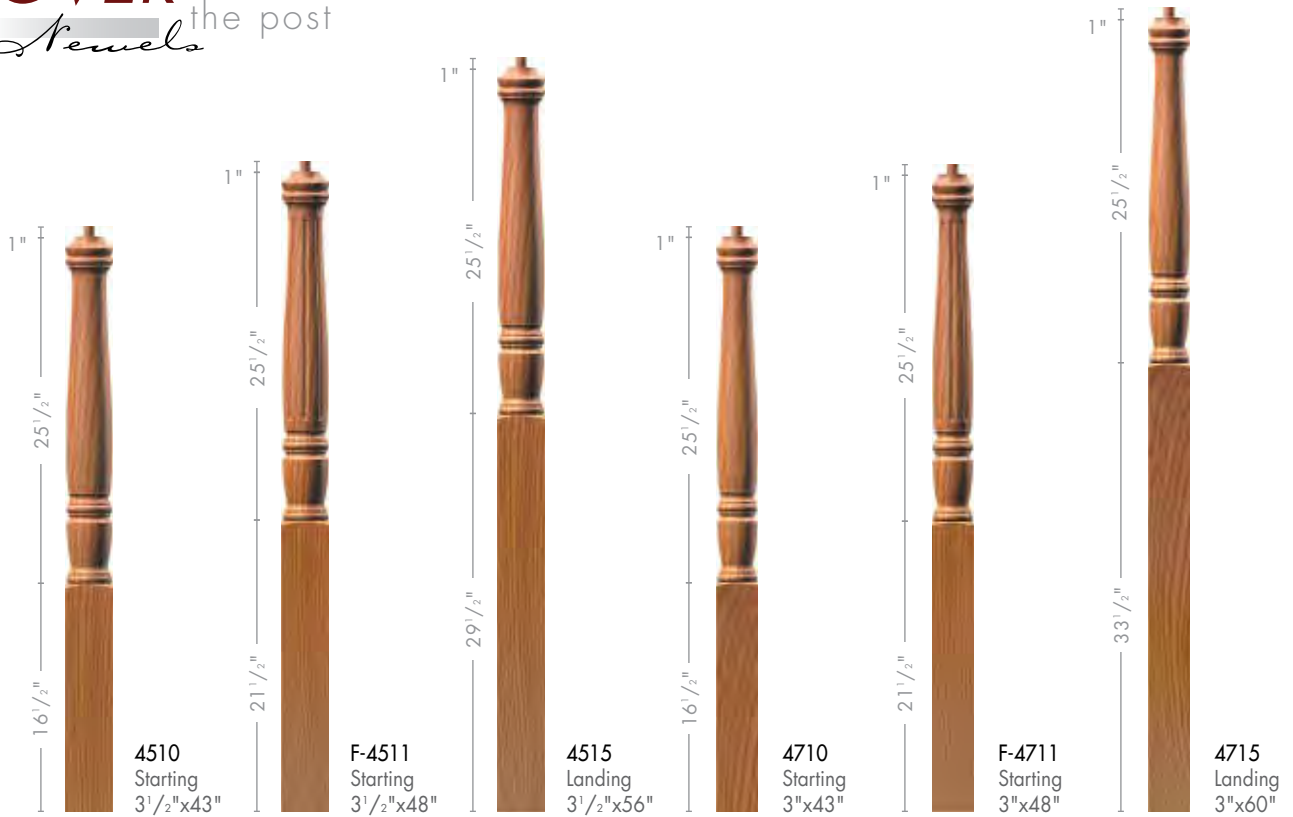
POST


Stewels to post



OVER

Stewels the post





STRUCTURAL RISE
 BALUSTERS



Fluted Box-Newels. Featuring Custom Balusters.

MILLING
 OPTIONS

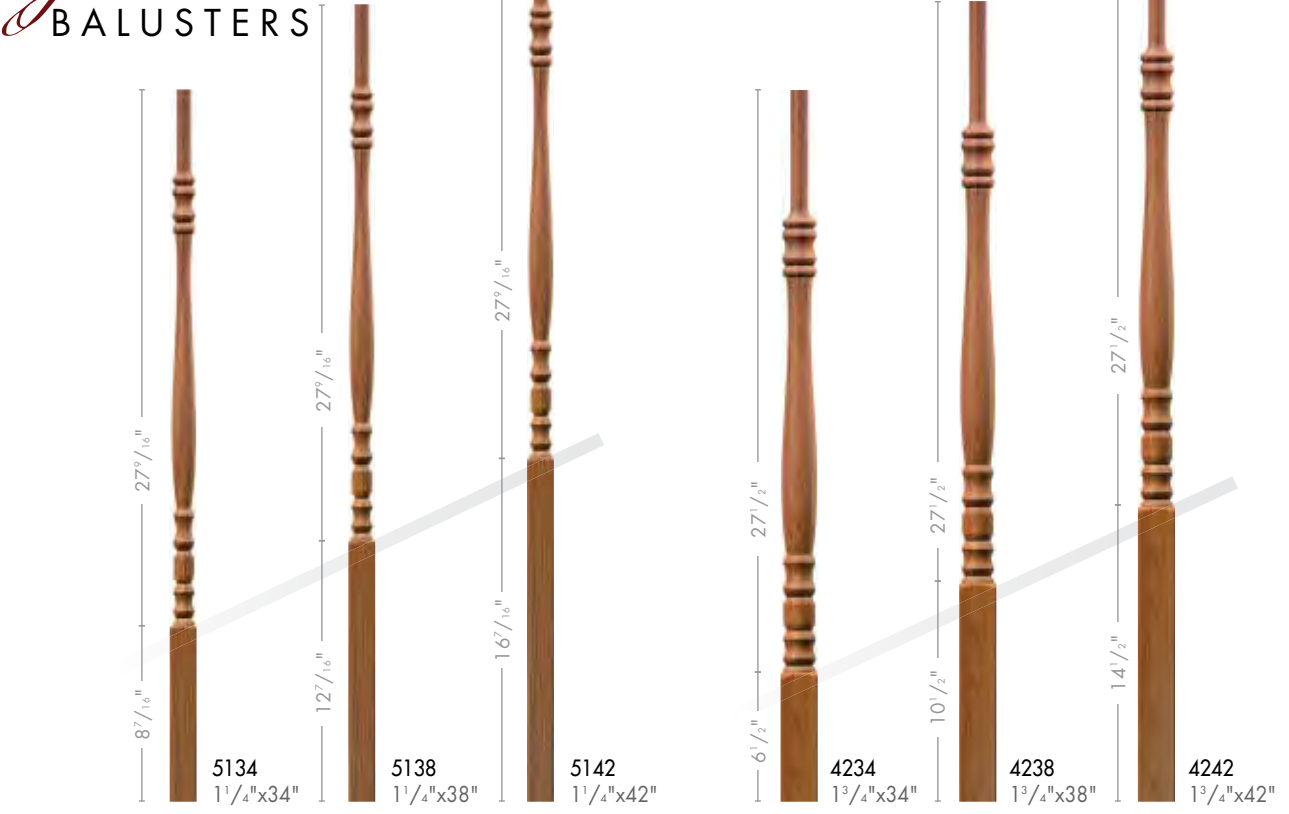
plain

octagonal
 on 1 3/4" only

Elegant Rise

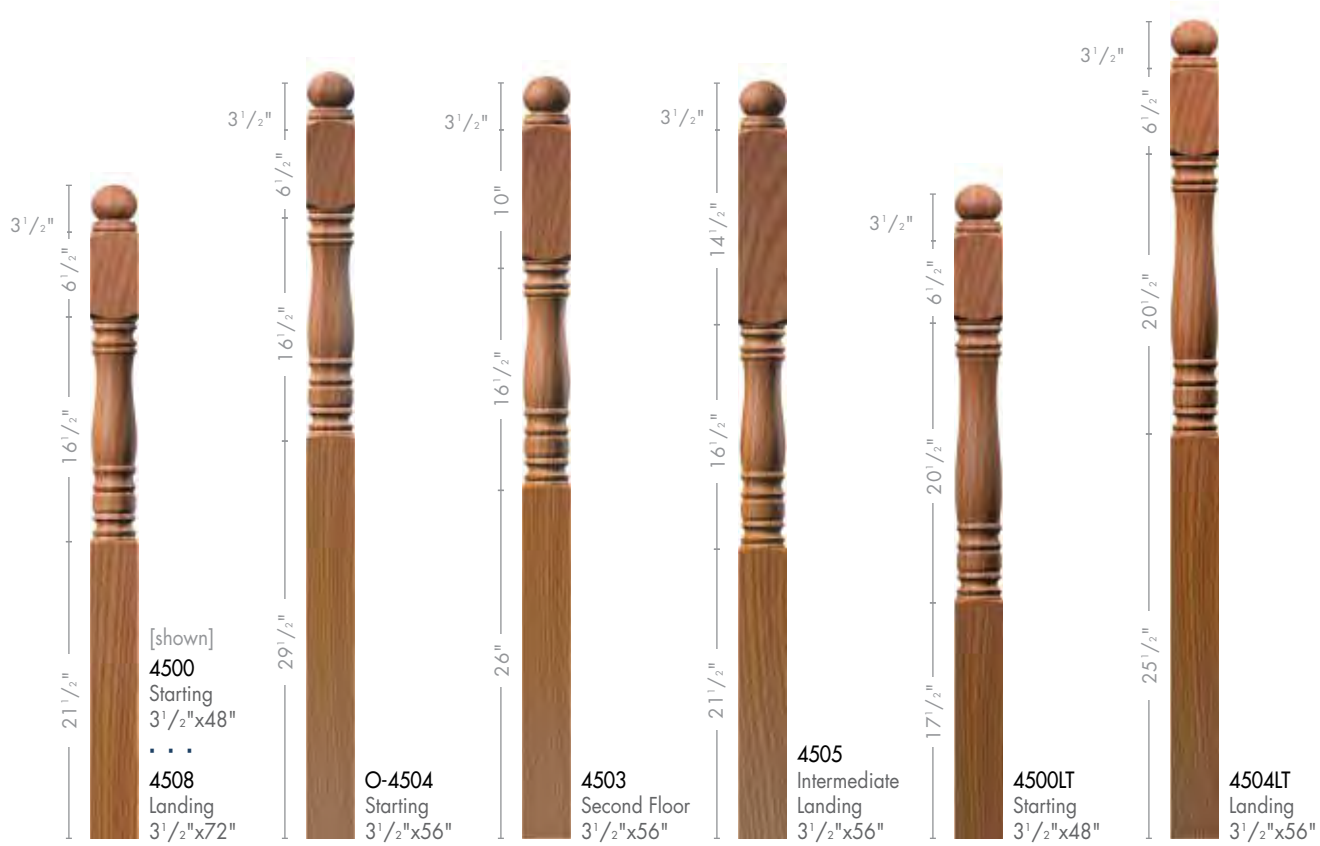
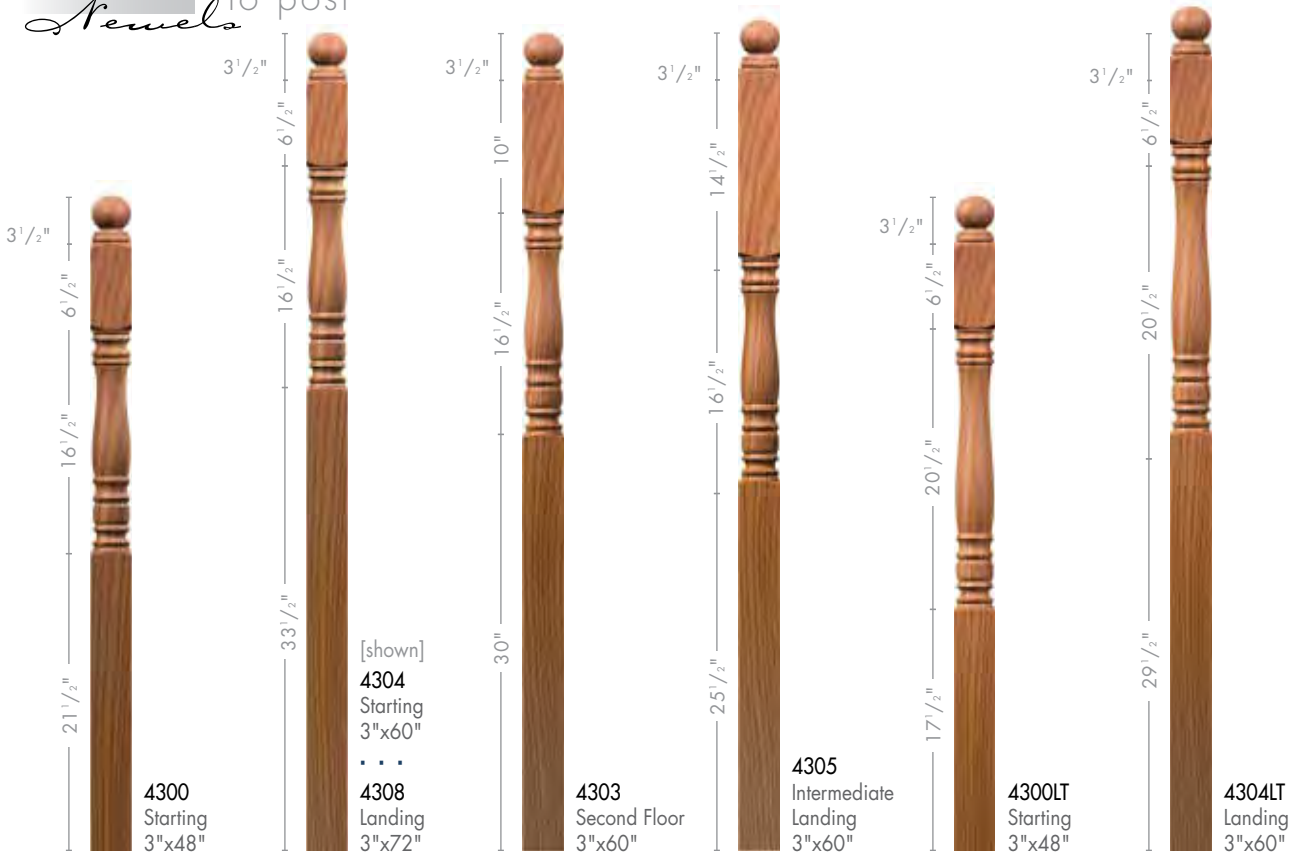
BALUSTERS

 Hampton Elegant a Balusters come standard with Pin-EZ Dowels for efficient installation.



POST

Newels to post



OVER
Spindels the post



4270
Starting
3 1/2" x 43"



4272
Volute
Newel with
adjustable
dowel
3 1/2" x 41"



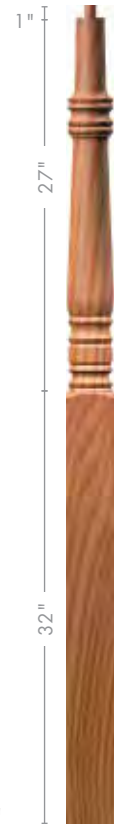
4272-RB
Volute
Newel
round
base with
adjustable
dowel
3 1/2" x 41"



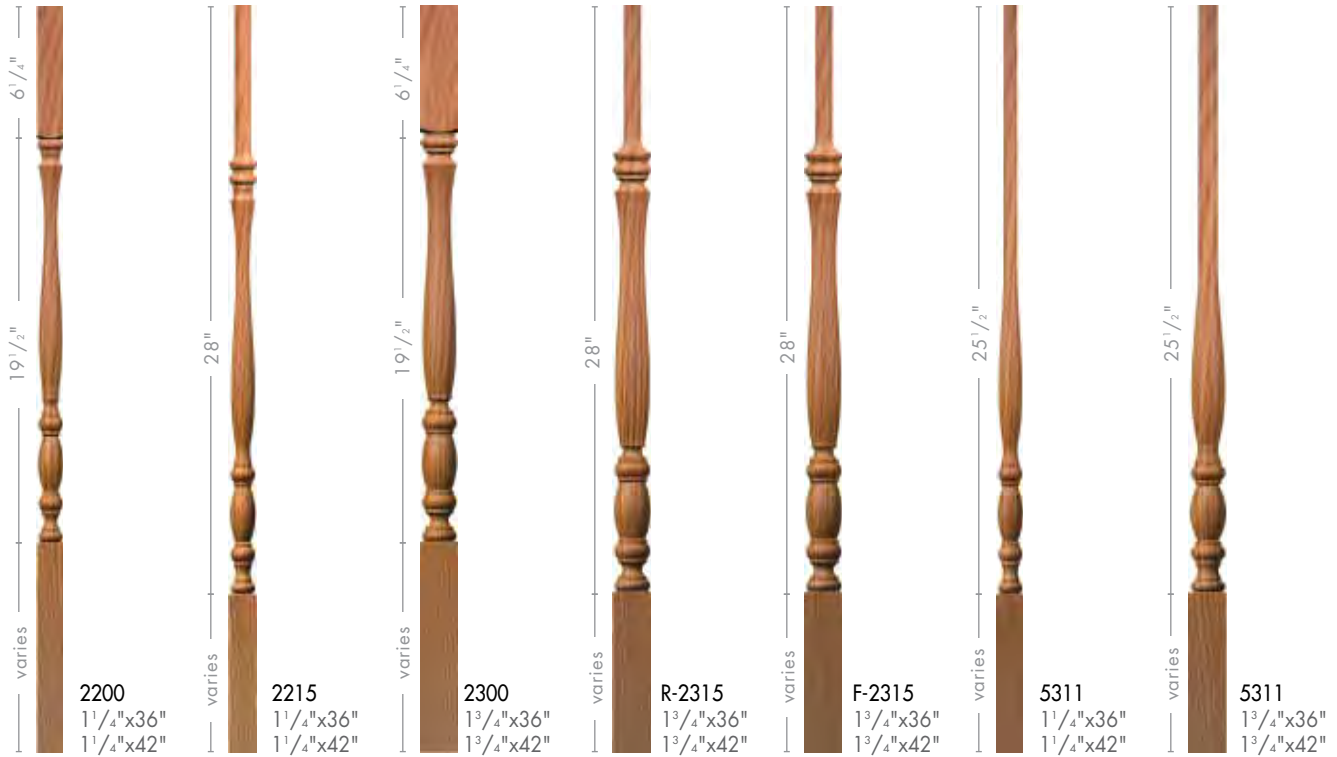
O-4271
Starting
3 1/2" x 48"



4271
Starting
3 1/2" x 48"



[shown]
4275
Gooseneck
Landing
3 1/2" x 60"
• • •
4278
3 1/2" x 72"



Elegant Rise
 BALUSTERS



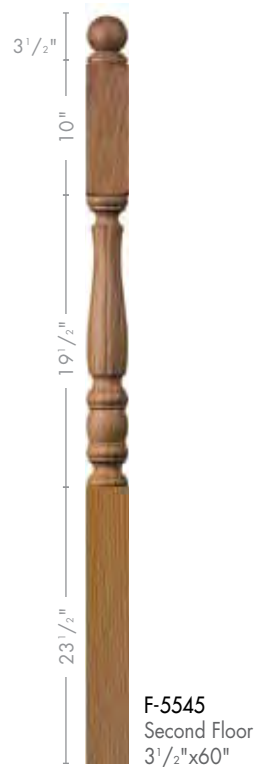
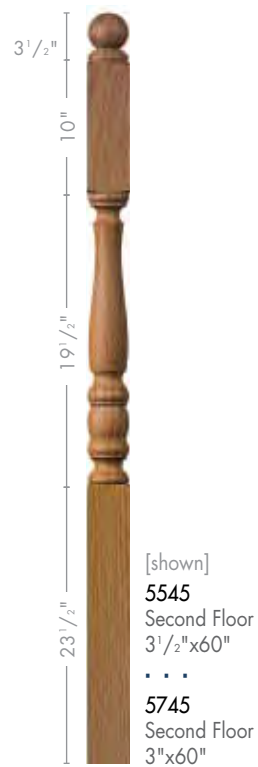
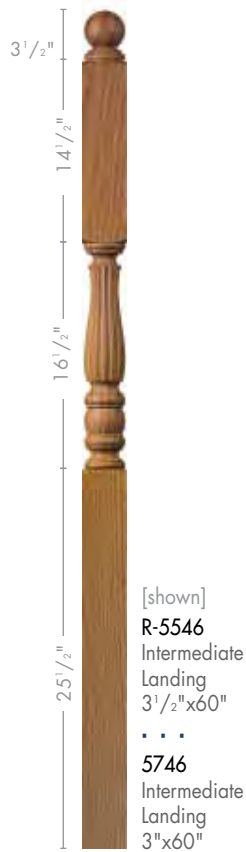
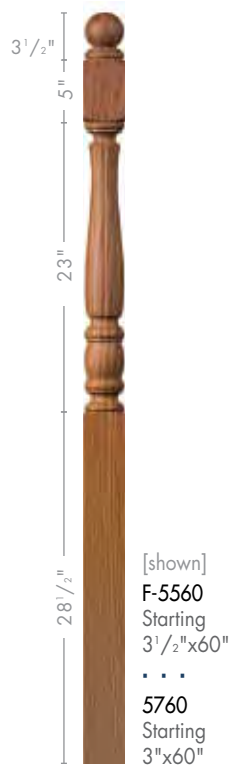
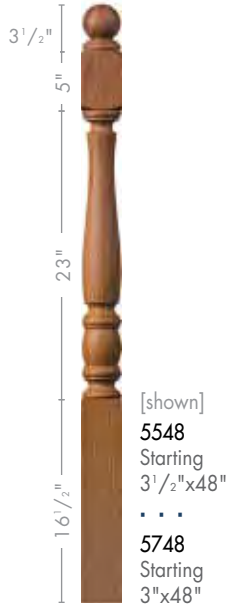
Country Stairway with Reeded Balusters.

MILLING
 OPTIONS

plain fluted octagonal
on 1 3/4" only reeded

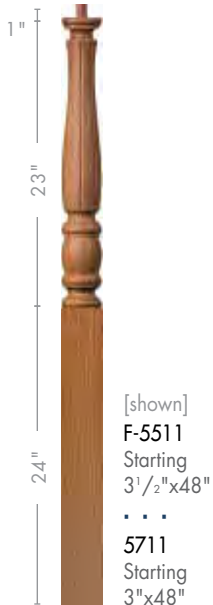
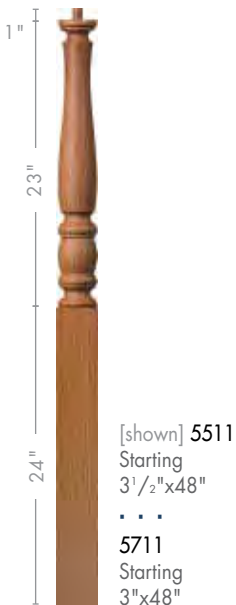
POST

Stewels to post



OVER

Stewels the post



Utah Stairway with #2315 Balusters.

CONTEMPORARY *stairways*



5060 S4S
 1 1/4" x 31"
 1 1/4" x 34"
 1 1/4" x 36"
 1 1/4" x 38"
 1 1/4" x 39"
 1 1/4" x 42"



**5061 S4S
 with dowel**
 1 1/4" x 31"
 1 1/4" x 34"
 1 1/4" x 36"
 1 1/4" x 38"
 1 1/4" x 39"
 1 1/4" x 42"



5360 S4S
 1 3/4" x 31"
 1 3/4" x 34"
 1 3/4" x 36"
 1 3/4" x 38"
 1 3/4" x 39"
 1 3/4" x 42"



4004BT
 3 1/2" x 48"



4004
 3 1/2" x 48"



4000-60
 Chamfered Top
 3" x 60"



4002-60
 Chamfered Top
 3 1/2" x 60"



4001-60
 S4S
 3" x 60"



4003-60
 S4S
 3 1/2" x 60"

4005BT

3 1/2" x 56"

4005

3 1/2" x 56"

4000-48

Chamfered Top
 3" x 48"

4002-48

Chamfered Top
 3 1/2" x 48"

4001-48

S4S
 3" x 48"

4003-48


S4S
 3 1/2" x 48"

4006BT

3 1/2" x 72"

4006

3 1/2" x 72"



Contemporary Stairway with #5360 Balusters.

MILLING OPTIONS

plain



fluted

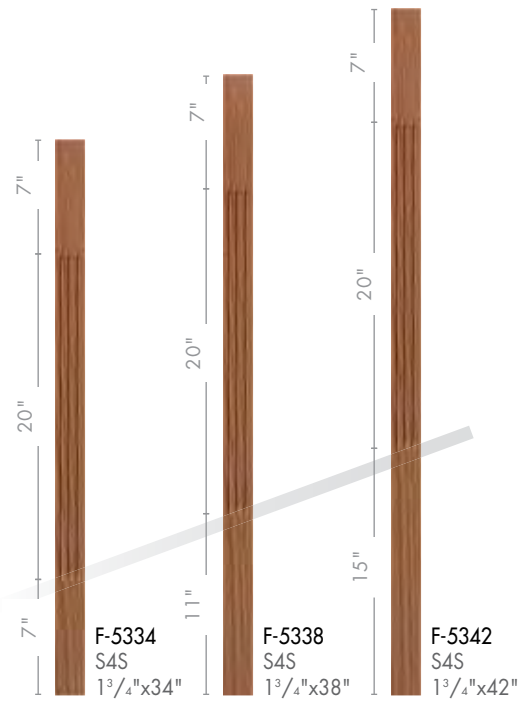
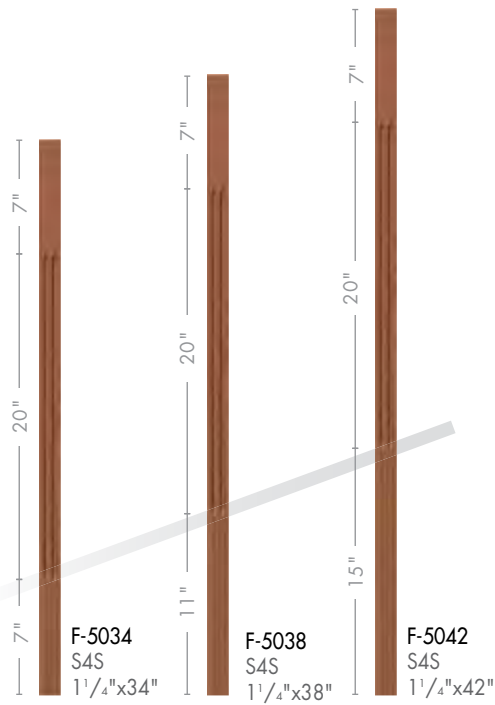


octagonal
 on 1 3/4" only




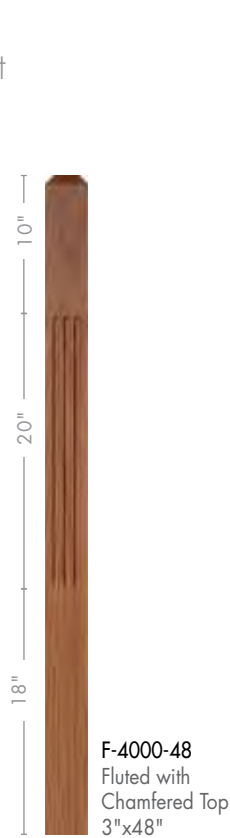


Elegant Rise
BALUSTERS

contemporary *fluted*

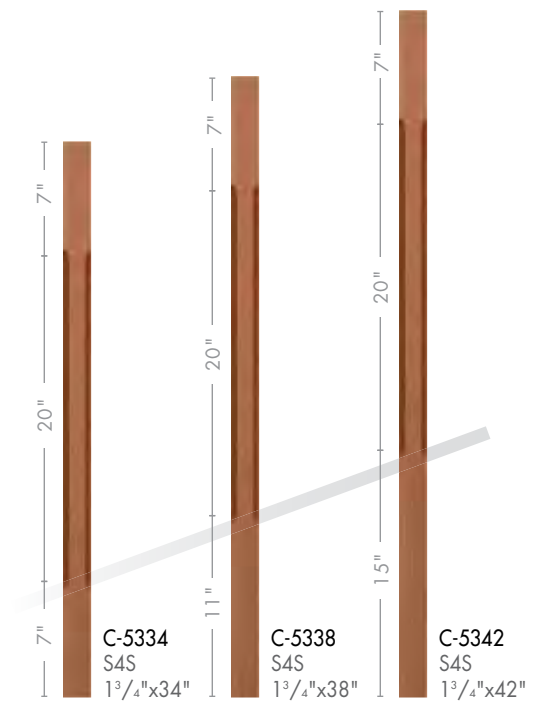
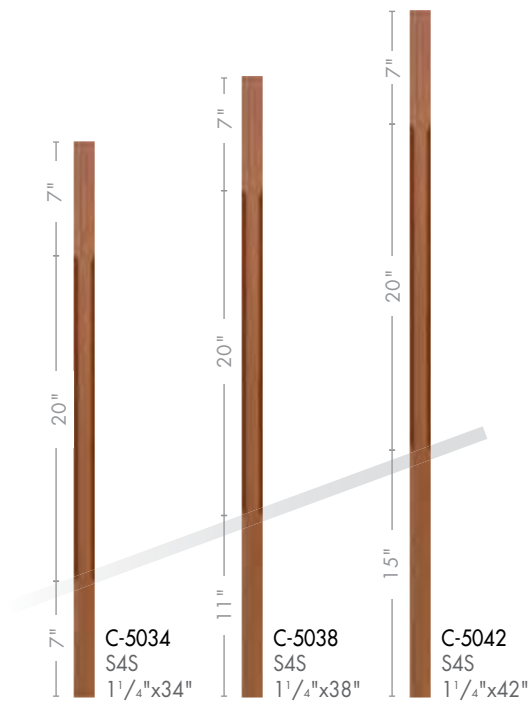


POST
Stewels to post



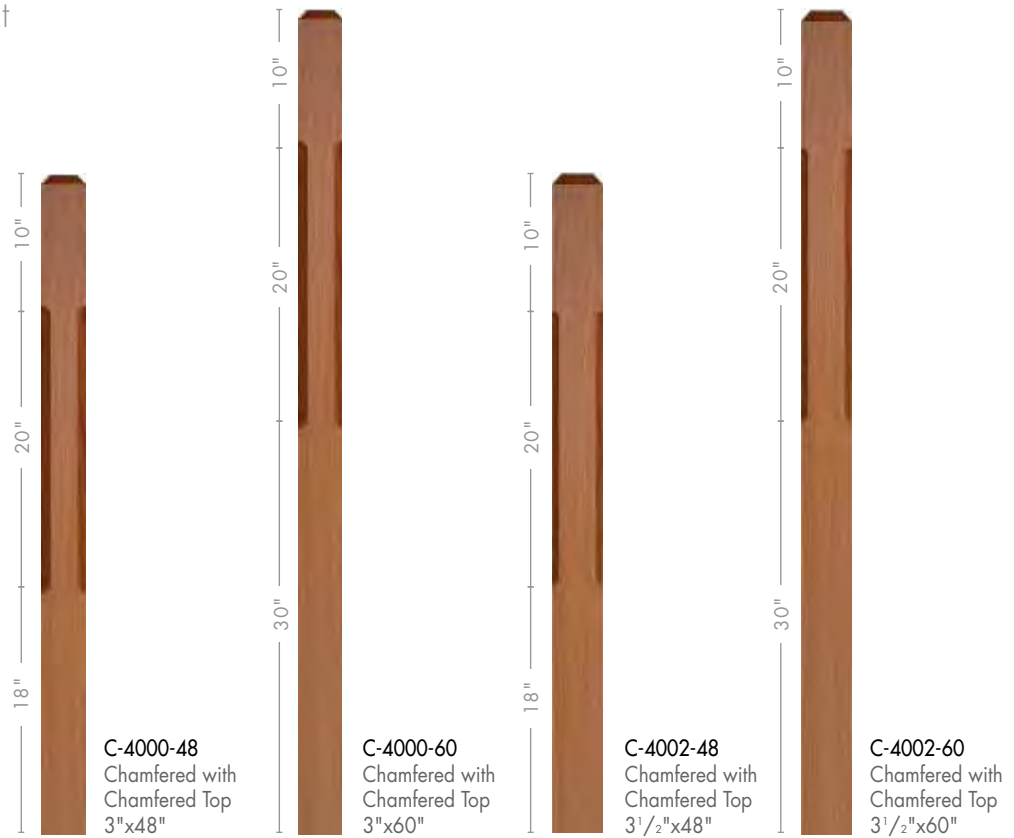
CONTEMPORARY ▼



contemporary chamfered



POST

Newsels to post





Elegant Rise
 BALUSTERS

POST
Newels to post



Fluted Box Newels with Custom Balusters

BOX NEWELS

stairparts



All Box Newels are available primed with unfinished caps and trim.



4091 Box Newel
 6 1/4" x 55"
 6 1/4" x 63"
 6 1/4" x 72"



F-4091
 Fluted
 Box Newel
 6 1/4" x 55"
 6 1/4" x 63"
 6 1/4" x 72"



AFP-4091
 Flat Panel
 Box Newel
 6 1/4" x 55"
 6 1/4" x 63"
 6 1/4" x 72"



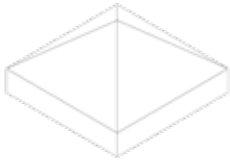
ARP-4091
 Raised Panel
 Box Newel
 6 1/4" x 55"
 6 1/4" x 63"
 6 1/4" x 72"




4091 Primed
 6 1/4" x 55"
 6 1/4" x 63"
 6 1/4" x 72"

Primed box newels can be trimmed with any of our special species

In addition to our standard line of box newels we offer custom styles in a wide variety of species.



Pyramid Cap is available for an optional upcharge.



Box Newels are made with lock miter corners. Which means they have no edge grains, developing elegance.

<p>6 1/4"</p> <p>CNC RP-4091 6 1/4"x55" 6 1/4"x63" 6 1/4"x72"</p>	<p>6 1/4"</p> <p>CNC FP-4091 6 1/4"x55" 6 1/4"x63" 6 1/4"x72"</p>	<p>4 3/4"</p> <p>4375 Box Newel 4 3/4"x62"</p>	<p>4 3/4"</p> <p>F-4375 Fluted Box Newel 4 3/4"x62"</p>	<p>4 3/4"</p> <p>AFP-4375 Flat Panel Box Newel 4 3/4"x62"</p>	<p>4 3/4"</p> <p>ARP-4375 Raised Panel Box Newel 4 3/4"x62"</p>

BOX NEWELS STAIR PARTS



4075
Box Newel
3 1/2" x 58"



F-4075
Fluted
Box Newel
3 1/2" x 58"



4092 Box Newel
7 1/2" x 55"
7 1/2" x 63"
7 1/2" x 72"



F-4092 Box Newel
7 1/2" x 55"
7 1/2" x 63"
7 1/2" x 72"



AFP-4092 Box Newel
7 1/2" x 55"
7 1/2" x 63"
7 1/2" x 72"



ARP-4092 Box Newel
7 1/2" x 55"
7 1/2" x 63"
7 1/2" x 72"

Continued on page 34



1148
Plain Tread
11 1/2" x 48"*



1148-DMR
Double Return Tread
11 1/2" x 48"*



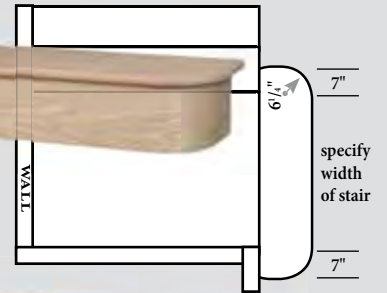
1148-LR
Single Return Tread
11 1/2" x 48"*




8010-2
False End and Riser · 12 1/2" x 18"
8310-2
False End and Riser · 14" x 18"




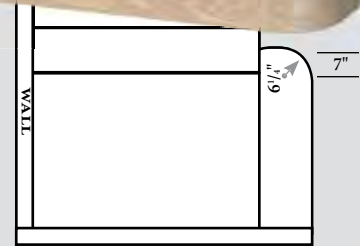
8060
Double End Quarter
Circle Starting Step
11 1/4" x (varies)*





8015
Double End Starting Step · 12 1/2" x (varies)*
8315
Double End Starting Step · 14" x (varies)*



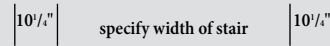
8040
Single End Quarter
Circle Starting Step
11 1/4" x (varies)*



8010
Single Starting Step · 12 1/2" x (varies)*
8310
Single Starting Step · 14" x (varies)*



8215
14 1/2" x (varies)*
Double End
Bowed Starting Step



*available in any length



8079
Reversible False
End Tread Kit



8072
6" x 11"
Closed False End
Tread Kit



7028
Plain Bracket
11 1/2" x 8 1/8" x 5 5/16"



7029
Scroll Bracket
11 1/2" x 7 3/4" x 5 5/16"

HANDRAIL FITTINGS

stairparts



-08
Coped End



-20
Tandem Cap



-19
Opening Cap



-09
Returned End



-11
Level Quarterturn



-11-135
1/8 Turn



-21
Quarterturn Cap



-97-2
2 Rise Straight
Gooseneck
with cap



-99-2
2 Rise Straight
Gooseneck



-88-2
2 Rise Straight
Gooseneck with
tandem cap



-60-2
Left Hand
2 Rise
1/4 Turn
Gooseneck
with cap



-65-2
Right Hand
2 Rise
1/4 Turn
Gooseneck
with cap



-81-2
Left Hand
2 Rise
1/4 Turn
Gooseneck
with cap



-86-2
Right Hand
2 Rise
1/4 Turn
Gooseneck
with cap



-50-2
Left Hand
2 Rise
1/4 Turn
Gooseneck



-55-2
Right Hand
2 Rise
1/4 Turn
Gooseneck



-71-2
Left Hand
2 Rise
1/4 Turn
Gooseneck




-76-2
Right Hand
2 Rise
1/4 Turn
Gooseneck



-90-2
Left Hand
2 Rise
180° Turn
Gooseneck



-95-2
Right Hand
2 Rise
180° Turn
Gooseneck



12 1/2"


RD
Rail Drop



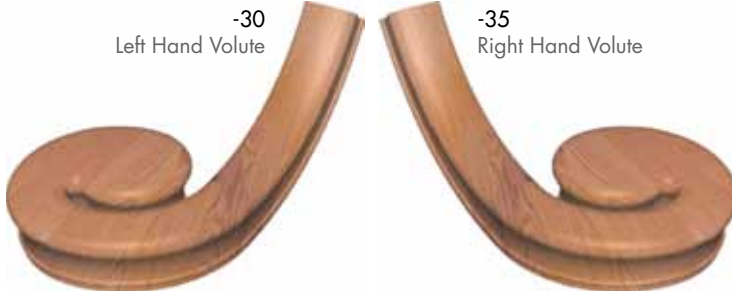
-21-135
1/8 Turn



-22-L
S-Fitting



-22-R
S-Fitting



-30
Left Hand Volute

-35
Right Hand Volute



-31
Left Climbing Volute

-36
Right Climbing Volute



-40
Left Hand
Turnout



-45
Right Hand
Turnout



-41
Left Hand
Turnout



-46
Right Hand
Turnout



-38
Vertical Volute



-10
Starting Easing
with cap



-15
Starting Easing
with return end



-14-90
90° Up Easing



-12
Up Easing



-13
Overhand Easing



-16
Overhand Easing
with return end

Handrail Fittings P R E F I X E S

Add prefix to fitting number that corresponds with handrail styles.

70- for 6010 handrail

72- for 6210 handrail

75- for 6519 handrail

77- for 6710 handrail

79- for 6910 handrail

56- for 5600 handrail

57- for 5700 handrail

91- for 9100 handrail

74- for 6400 handrail

HANDRAIL

stair parts



6040

We offer straight and bending rails up to 24 feet in length!



1 1/2" · flat bottom



1 1/2" · full round



1 3/4" · full round



1 3/4" · flat bottom



2" · full round



2" · flat bottom



3" · full round



3" · flat bottom



6042
2 1/4" x 1 1/16"



5600
2 5/8" x 1 7/8"
flat bottom



6010
2 1/4" x 2 3/8"



5600
2 5/8" x 1 7/8"
full round



5700*
2 1/2" x 1 3/4"



6210
2 5/8" x 2 3/8"



9100
2 1/4" x 2 3/8"



6400*
3" x 2 1/4"



7600
2 5/8" x 2 1/4"



6519
2 5/8" x 3"



6910
2 3/8" x 2 5/8"



6710
2 5/8" x 2 3/4"



6000-S
3/4" x 2 1/2"
plowed 1 1/4"



6000
1 5/8" x 2 3/4"
plowed 1 1/4"



6001-S
3/4" x 2 1/2"
plowed 1 3/4"



6001
1 5/8" x 2 3/4"
plowed 1 3/4"



6002
1 5/8" x 2 3/4"



6004
Fillet
1 1/4"



6005
Shoerail
1 1/4"



6006
Shoerail
1 3/4"

Above Rails available plowed for square top balusters.
Large amount of special species handrail in stock for immediate shipment.
*All profiles available in bending unless noted.



6007
Fillet
1 3/4"



6203*
Wall Handrail
1 5/8" x 5 1/2"



Bending Rail
6910 B.

*All profiles available in bending unless noted.

WALLRAIL ▼

accessories

▼ brackets



dull chrome
3002



bright brass
3002



satin nickel
3002



bright chrome
3002



antique brass
3002



satin black
3002



oil rubbed bronze
3002

▼ fittings

Wall Rail Fittings for
6040-6042 and Round Profiles



7006
up easing



7023
quarter turn



7024
full round
up easing



7025
full round
over easing

▼ accessories



3076

Dowel-Fast™ Screws - Use these 5/16" x 2 1/2" double-end wood screws to attach balusters to treads and landing tread. 50/pack



3005

Keylock Fully Concealable Newel Post Fastener 3/8" x 5" Lag Bolt w/ 3/8" x 1 7/8" Steel Inlet Plate.



3004

Newel Mounting Kit 3/8" x 5" Hanger Bolt w/ 3/4" x 1" threaded insert.




3006

Newel Mounting Plate use with 3" x 3 1/2" square newels. Includes 3/16" x 4 1/2" x 4 1/2" Steel Mounting Plate and 4 pieces of wood trim moulding.

ACCESSORIES

stairparts



7007
Double End Lag



3001
Handrail Bolt



3008 Suretite
Newel Fastener



3009
3" Newel Mounting System



3019
3 1/2" Newel
Mounting System



1108 Sure-Tite™
Newel Fastening
System



7017 Round Rosette
3/4" x 4"



7033 Rectangular Rosette
4 5/16" x 6"



7037 Oval Rosette
3/4" x 4" x 5 1/2"



1064 Large Oval Rosette
4 1/2" x 6 1/2"



7002
Pin-EZ



3000
Tapered Plug
1"



7001
Newel Mounting Plate



7003
Threaded Insert

TREADS CONT.



8080
Return Nosing
1 1/16" x 1 1/4"



8095
3/4" x 3/4"
Cove Molding



8096
Shoe Molding
1/2" x 3/4"



8078
false tread molding
1 1/2" x 1 13/16"



8090
3 1/2" landing tread



8090-5
5 1/2" landing tread



1100
3/4" x 11 1/2"
skirt board



iron



WROUGHT IRON ELEMENTS

QUALITY FROM DESIGN



Baskets



Ribbons



Scrolls



Knuckles
(adjustable)



Diamonds



Twists



Oil Rubbed
Bronze (OB)

Satin Black
(SB)

Flat Black
(FB)

Copper Vein
(CV)

*Oil Rubbed
Copper (OC)

*Silver Vein
(SV)

COLOR OPTIONS

please call to check color availability * on limited skids

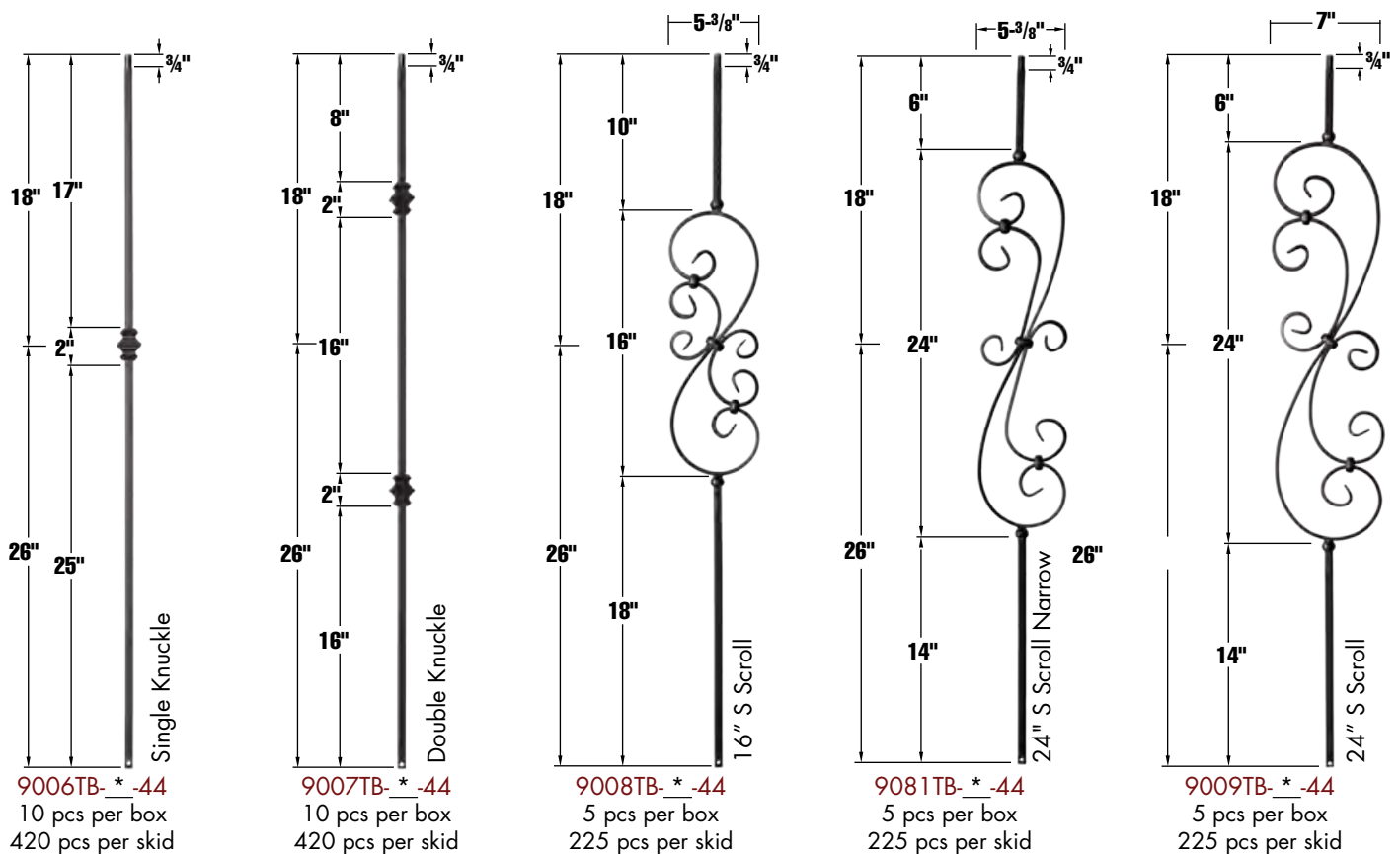
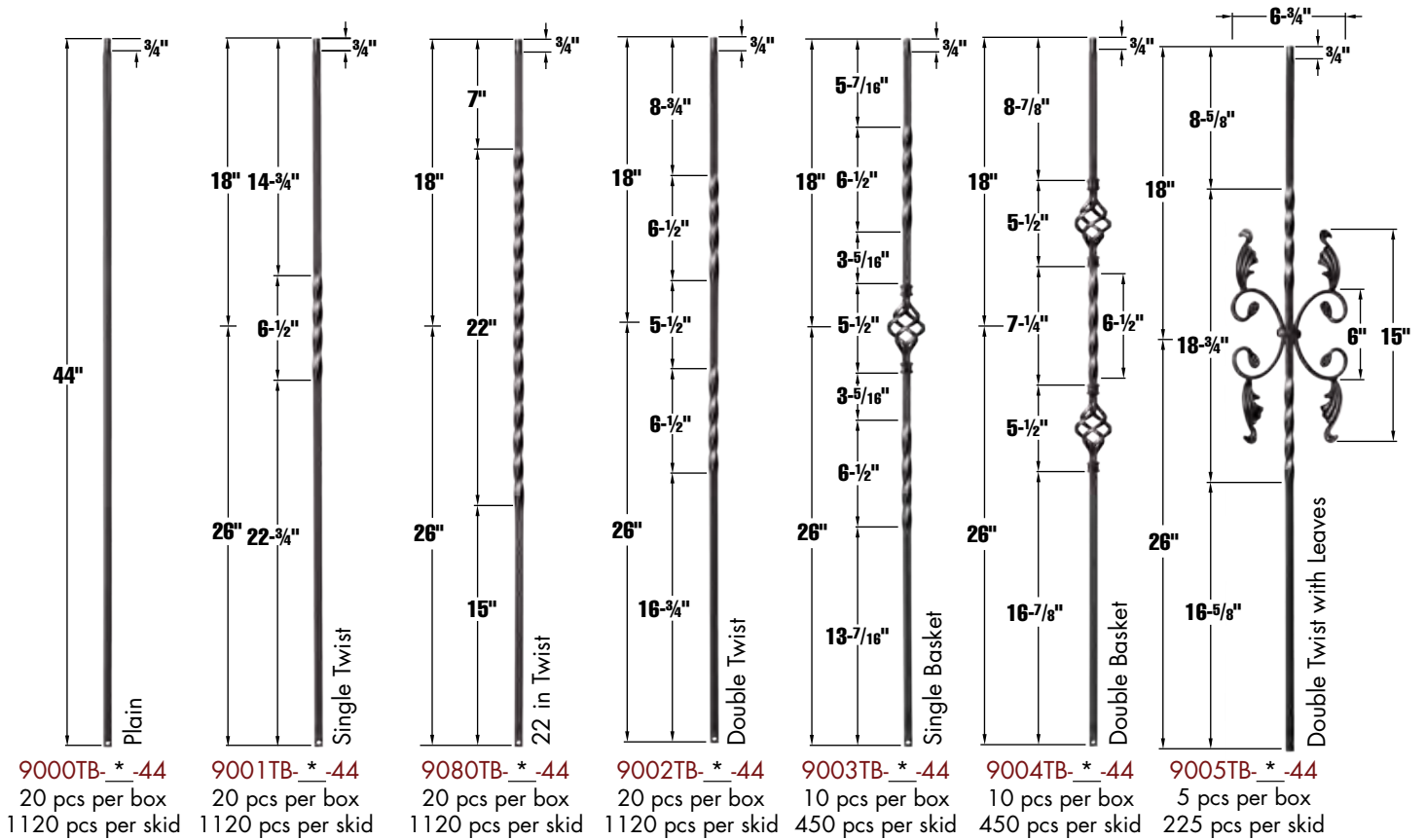


SHOE
STYLES

See page 42

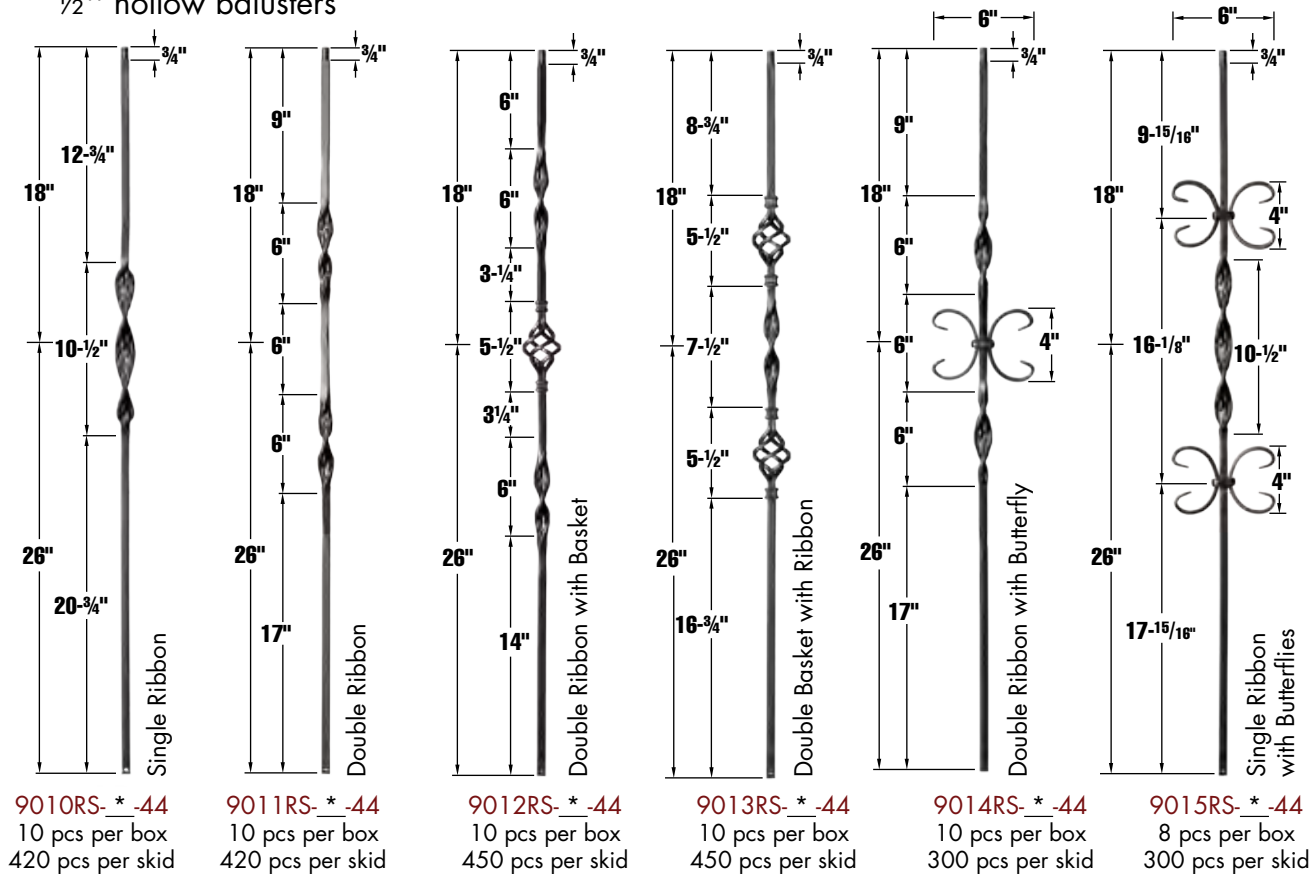
Twist & Basket Series

1/2" hollow balusters



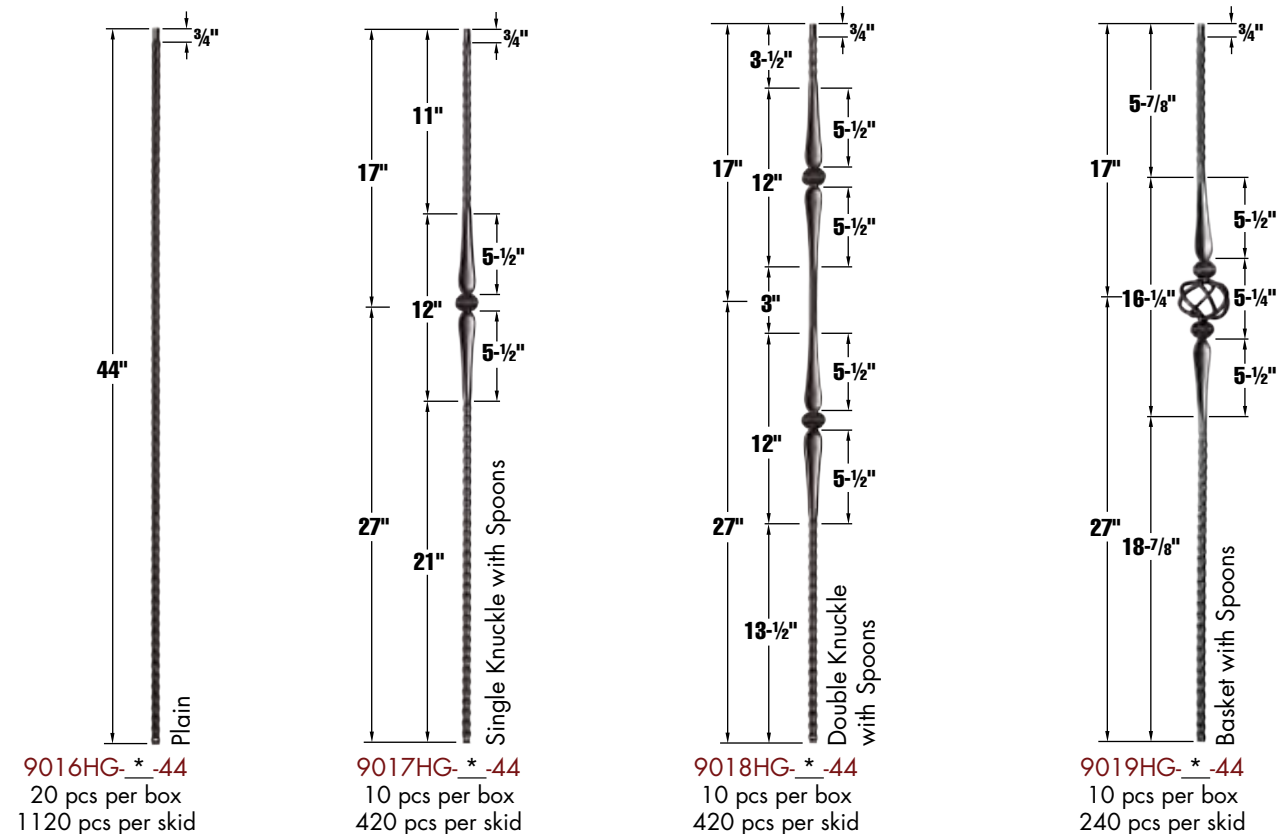
Ribbon Series

1/2" hollow balusters



Gothic Series

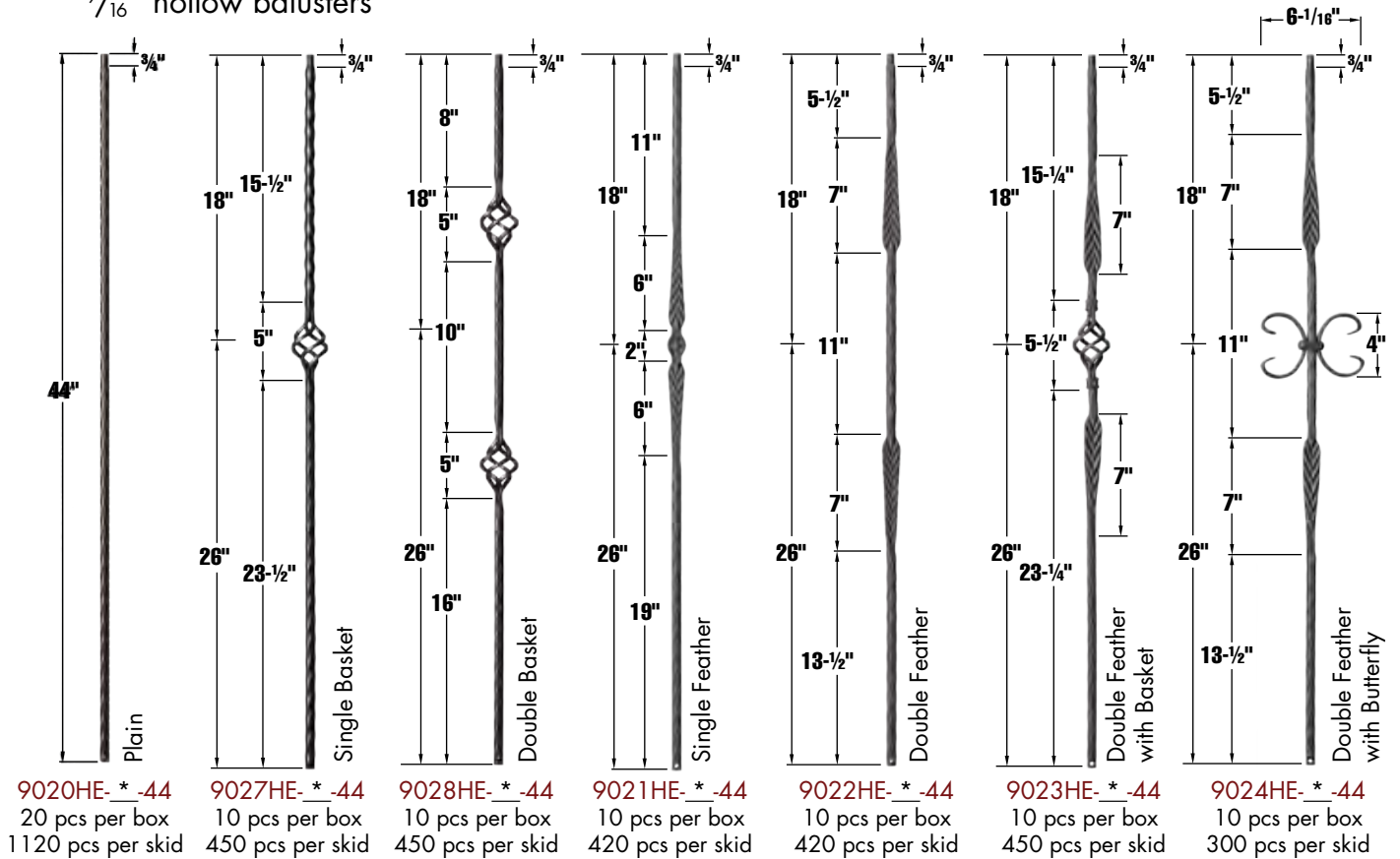
9/16" hollow balusters



*Insert Color Code here. Color Codes can be found on page 37

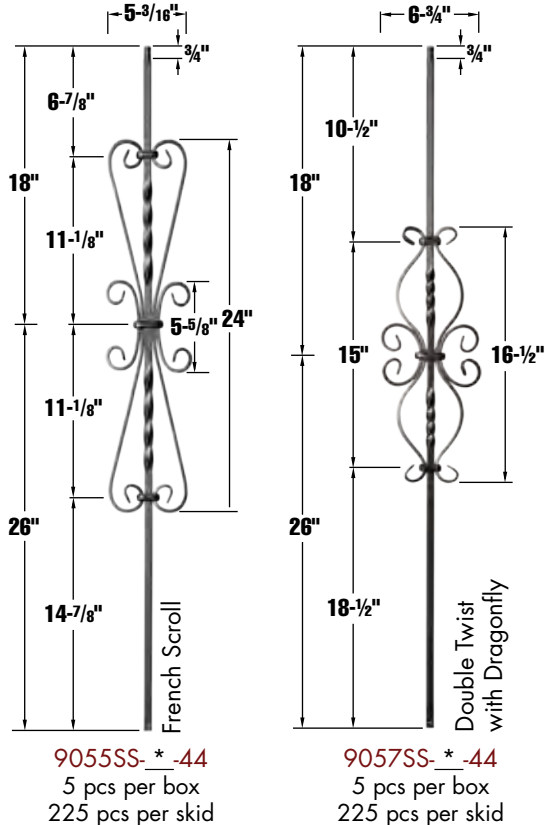
Hammered Edge Series

9/16" hollow balusters



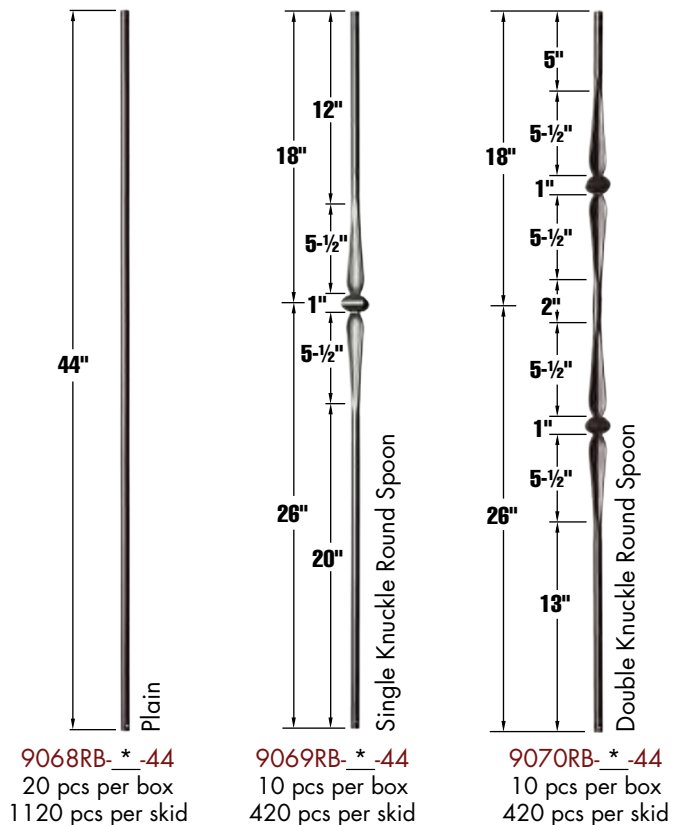
Scroll Series

1/2" hollow balusters



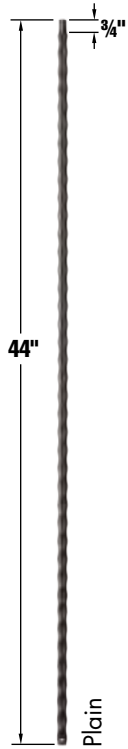
Round Series

9/16" hollow balusters

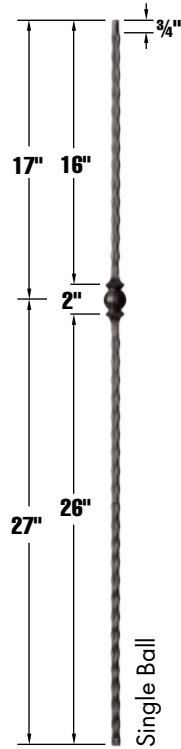


Hammered Face Series

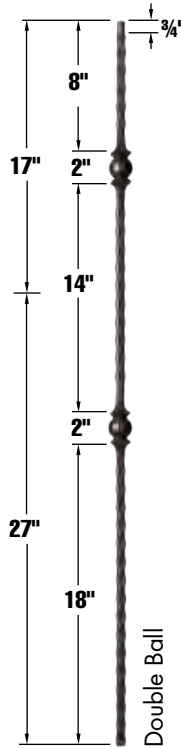
9/16" hollow balusters



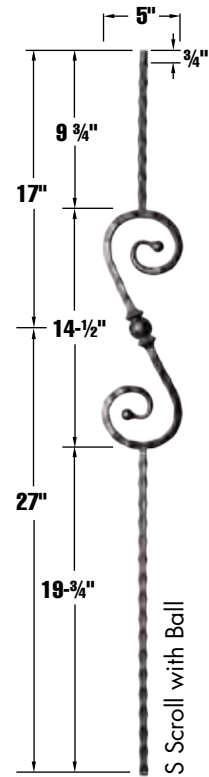
9031HF- *-44
20 pcs per box
1120 pcs per skid



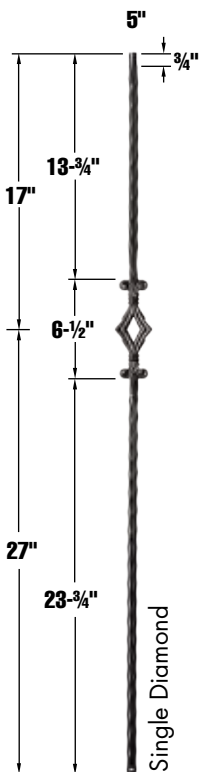
9032HF- *-44
10 pcs per box
420 pcs per skid



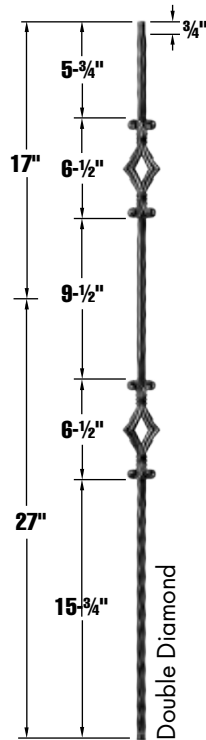
9033HF- *-44
10 pcs per box
420 pcs per skid



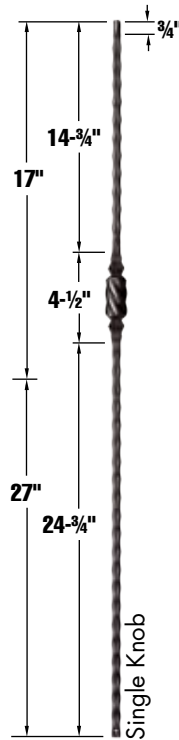
9034HF- *-44
5 pcs per box
225 pcs per skid



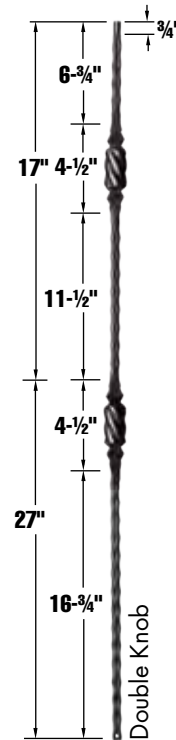
9040HF- *-44
10 pcs per box
420 pcs per skid




9041HF- *-44
10 pcs per box
420 pcs per skid



9045HF- *-44
10 pcs per box
420 pcs per skid



9046HF- *-44
10 pcs per box
420 pcs per skid

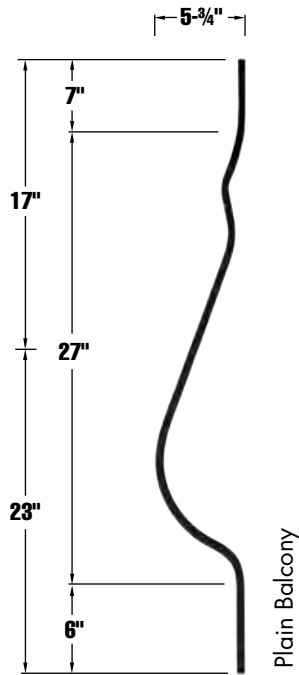


9047HF- *-44
5 pcs per box
225 pcs per skid

*Insert Color Code here. Color Codes can be found on page 37

Balcony Series


1/2" hollow balusters



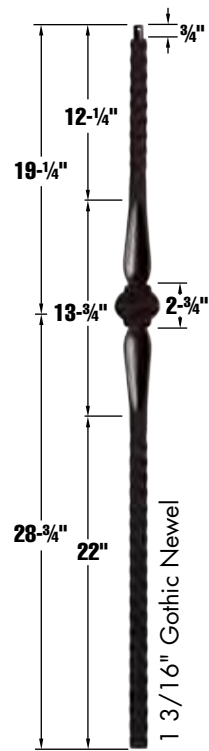
9086BB-_*-40
1 pcs per box

Newel Posts


1 3/16" hollow newel posts



9501TB-_*-48
1 pcs per box



9517HG-_*-48
1 pcs per box



9520HE-_*-48
1 pcs per box

Shoes & More

order equal diameter measurements on shoes and balusters



9061BS-_*-1/2
9061BS-_*-9/16
Base Shoe
50 pcs per box



9062BS-_*-1/2
9062BS-_*-9/16
Base Shoe with
Set Screw
50 pcs per box



9063RS-_*-1/2
9063RS-_*-9/16
Rake Shoe with
Set Screw
50 pcs per box



9064AK-_*-1/2
9064AK-_*-9/16
Adjustable Knuckle
50 pcs per box



9065FS-_*-1/2
9065FS-_*-9/16
Flat Square Shoe
50 pcs per box



9066DE-_*-1/2
9066DE-_*-9/16
Shoe with
Down Ears
50 pcs per box



9067EF-_*-FR
Flat Round
with Insert
50 pcs per box



9067EF-_*-FS
Flat Square
with Insert
50 pcs per box

*Insert Color Code here. Color Codes can be found on page 37

Accessories

Handrail Brackets, Epoxy, Injection Gun, and More



9801-____
50 pcs per box



9802-____
50 pcs per box



5900
50ml Epoxy
Injection Gun
1 pcs per box



5902
PC-50 50ml Super Epoxy
12 pcs per box



5901
Static Mixing Nozzle
12 pcs per box

5903
PC-7 1lb 2 Part Epoxy
12 pcs per box



Installation Products



C-2905
Fast Setting Epoxy Kit
includes 5 oz. A-7 epoxy,
A-24 nozzle & piston for use
with standard caulking gun
(gun not included).

C-2906
Extra nozzle for A501K



F120
Mixing nozzle for F300



F300
Slow Cure Epoxy
20-30 minute work time. 11 oz.
cartridge, will install 60-80 balusters,
both ends. Mixing nozzle not
included - order F120.



F101
Injector tool for F300 adhesive.



lasting impressions
should never be
left to chance.







custom

CUSTOM
turnings



3 1/2" x 48"



octagonal

3 1/2" x 48"



4" x 60"



1 3/4" x 42"



10" x 10'
column



Most large columns
are constructed with
hollow centers.



8" x 8'
column

CAPS & BASES



5" x 9"



3 1/2" x 10"



3 1/2" x 14"
Tuscan Cap



6" x 14"
Tuscan Base

create your own

Supply your own CAD drawings,
or we can create one.

We offer custom columns up to
12 1/2' long and 17 1/2" in diameter!

CUSTOM
turnings



1 7/8" x 39"



3 1/2" x 48"



3011
w/Rope
Twist
3 1/2" x 48"



36" x 5 1/8"



12" x 28 1/2"



15" x 28 1/2"

Carving available on Custom Turnings.

finials



Finial
3 1/2" x 6 1/8"



Carved Acorn Finial
4 1/2" x 7"



Carved Finial
5 1/8" x 8"



Fluted
F-8611
3 1/4" x 48"



Flourentine
FLTE8600
2" x 42"



Barley Twist
BT8600
2" x 42"



Flourentine
FLTE8645
3 1/4" x 60"



Hollow Flute
HF8760
5 1/2" x 60"



Flourentine
FLTE8660
5 1/2" x 50"



Barley Twist
BT8645
3 1/4" x 60"



Ribbon Twist
RT8600
2" x 42"



Open Rope Twist
ORT8600
2" x 42"



Open Rope Twist
ORT8640
3 1/4" x 48"



Open Rope Twist
ORT8660
5 1/2" x 50"



KK Newel
4" x 42"

We feel privileged to offer this new, fine, handcrafted line of turnings.



create your own

Build a stairway of your dreams. Our creative designers will take your ideas and bring them to reality. This brochure showcases a few of our fine custom turnings, railings and posts. Our modern equipment allows us to craft straight and bending rails up to 24 feet in length. Not only can we build the ideal interior stairway, but also offer beautiful, exterior cedar posts for your pergola or porch. The opportunities are endless here at Carter Custom Millwork.



kitchen
AND
bath



Gustavia
3 1/2" x 36"



Venice
3 1/2" x 36"



Lakeside
4 1/2" x 36"



Island Leg, Fluted Rhode Island
5 1/2" x 36"



Flourentine Montana
3 1/2" x 36"



Fluted Montana
3 1/2" x 36"



Barley Twist Montana
3 1/2" x 36"

These turnings are created specifically for Kitchen & Bath or fireplace mantels.



climbing volute

CARTER CUSTOM MILLWORK

A Division of the Carter Lumber Company