

STOCK Moulding Collection



Holmes Lumber 
The Lumberyard For Professionals

In-Stock Moulding Collection

Note: Stock can vary by location.

contents

Sales Policies 1
 Numbering Code .. 1

Hardwood Moulding

Backband 7
 Base 8
 Base Blocks..... 19
 Base Cap..... 10
 Bed Mould 24
 Cabinet Mould..... 24
 Casing..... 4
 Chair Rail..... 21
 Cove 11
 Crown..... 12
 Crown Inserts..... 17
 Dentil Mould 17
 Door Jamb 20
 Door Stop..... 20
 Glass Bead..... 20
 Half Round..... 22
 Landing Tread..... 18
 Lattice 20
 Mullions 24
 Nosing 22
 Outside Corner 11
 Panel Mould 23
 Planking..... 23

Quarter Round 11
 Rosette 18
 S4S Hardwood 2
 Screen Bead 24
 Shoe Mould 11
 Staff Mould..... 11
 T&G Beadboard 23
 Window Sill..... 25

Solid Pine

Astragal..... 27
 Base 27
 Brick Mould 27
 Casing..... 27
 Chair Rail..... 27
 Corner Guard..... 28
 Cove 28
 Crown..... 28
 Full Round..... 28
 Lattice 28
 Parting Stop..... 29
 Quarter Round 29
 S4S Pine..... 26
 Screen Mould..... 29
 Shoe 29
 Stop..... 29
 Wall/Hand Rail 29

Primed Finger-Joint

Base 31
 Base Cap..... 33
 Brick Mould 32
 Casing..... 32
 Chair Rail..... 32
 Crown..... 33
 PFJ S4S..... 30
 Shoe 33
 Stop..... 33

Medium Density Fiberboard (MDF)

Base 35
 Casing..... 37
 Chair Rail..... 42
 Crown..... 39
 Eased Edge S4S 35
 MDF S4S 34
 T&G Ship Lap 42

Embossed Oak

Base 43
 Casing..... 43
 Jamb..... 43
 Shoe 43
 Stop..... 43

MISSION STATEMENT

We are committed to:

1. Providing professional builders and consumers with high quality lumber and building materials at a superior level of customer service and product expertise.
2. Providing value-added services to our customers to increase their and our success and profitability.
3. Constant evaluation and improvement of the way we conduct our business.
4. The application of evolving technology and methods to the customer/lumberyard relationship.
5. Exercising honesty, courtesy, and integrity in all relations with customers, co-workers, suppliers, and competitors.
6. A caring and supportive environment providing opportunity for personal growth, fulfillment, recognition of accomplishment, security, and contribution.

Holmes Lumber Company

Sales Policies

SERVICE: The management and staff of Holmes Lumber Company recognizes that our success depends upon the success and satisfaction of you, our customers. We strive to supply you with the best in both products and services.

PRICING: Prices and quotes are available from any of our professional sales team members. Please note that prices are subject to change.

ORDERS: Orders may be placed in person, by phone, fax, or e-mail. Verify your order with a Holmes Lumber Salesman.

SPECIAL ORDERS: If the knife is made—allow **5 full business days** lead time. If knife is not made—allow **8 full business days** lead time. Returns are subject to no credit.

RETURNS: Returns may be subject to a 15% restocking charge. Exceptions are errors by Holmes Lumber Company or if the quality of the product is defective as affirmed by Holmes Lumber or our vender.

SHIPPING: We have our own trim specific delivery fleet to ensure that your items arrive in quality condition. Please be in contact with your salesman to schedule delivery date and time.

Prefinishing available on request. Allow additional time for all prefinished jobs.

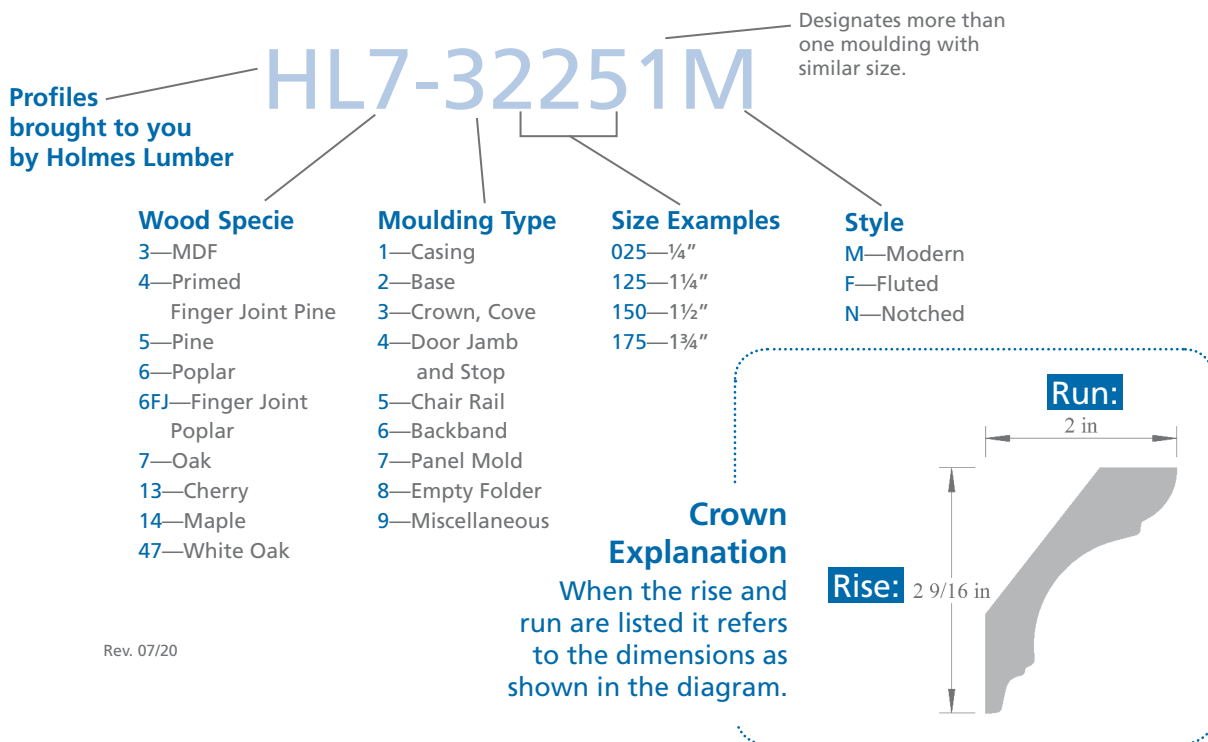
PRICING NOTES:

- Add 20% for specified lengths.

CUSTOM PROFILES:

- Add \$50.00 minimum order charge to custom profile quantities less than 200'.
- Custom knife charge—\$60.00 per inch.

Numbering Code



S4S HARDWOOD STOCK

POPLAR AND OAK

- 3/4" x 1 5/8"
- 3/4" x 2"
- 3/4" x 2 1/2"
- 3/4" x 3 1/2"
- 3/4" x 5 1/2"
- 3/4" x 7 1/4"
- 3/4" x 9 1/4"
- 3/4" x 9 1/4" x 14'
- 3/4" x 9 1/4" x 15'
- 3/4" x 9 1/4" x 16'
- 3/4" x 11 1/4"
- 3/4" x 11 1/4" x 14'
- 3/4" x 11 1/4" x 15'
- 3/4" x 11 1/4" x 16'

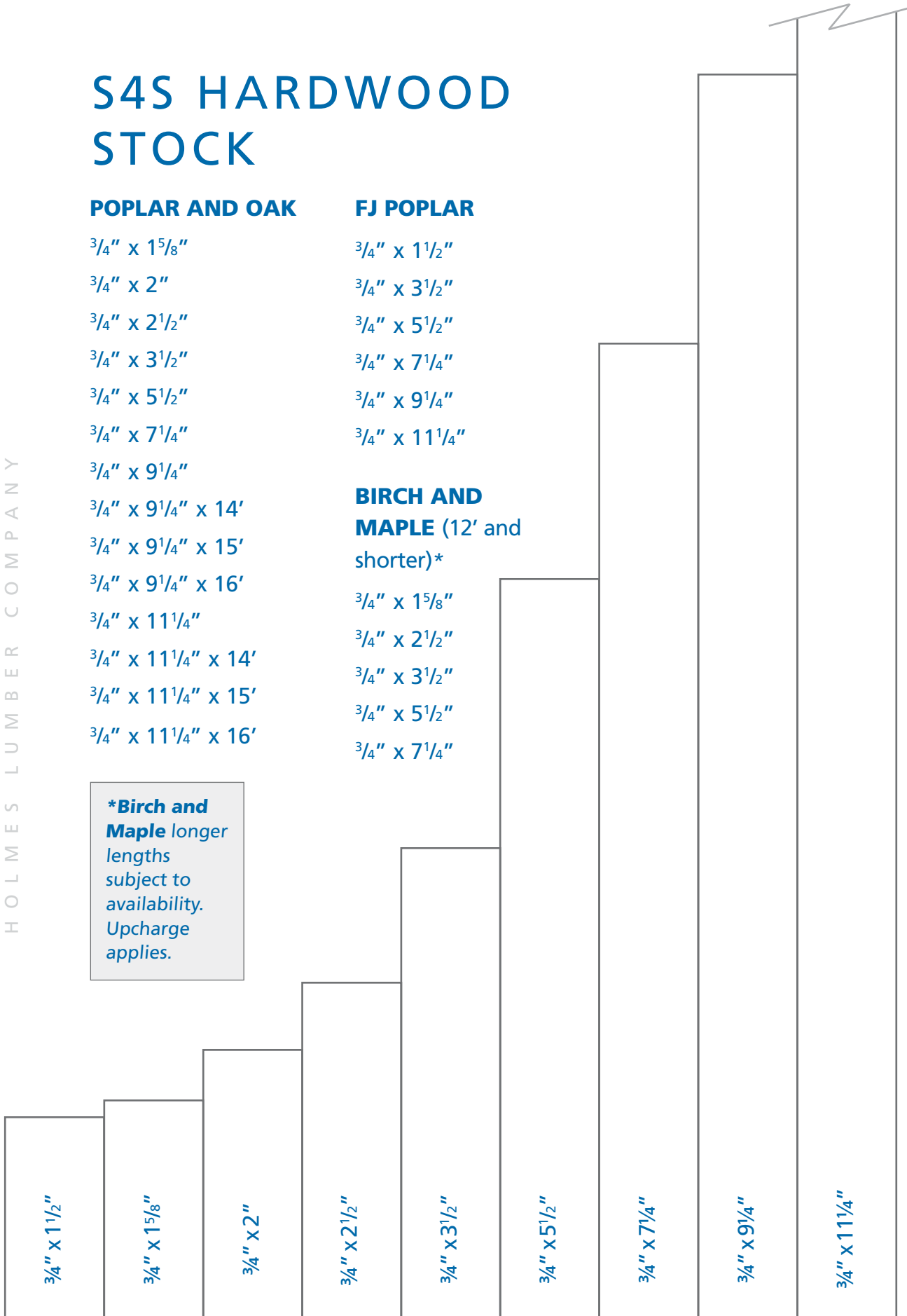
FJ POPLAR

- 3/4" x 1 1/2"
- 3/4" x 3 1/2"
- 3/4" x 5 1/2"
- 3/4" x 7 1/4"
- 3/4" x 9 1/4"
- 3/4" x 11 1/4"

BIRCH AND MAPLE (12' and shorter)*

- 3/4" x 1 5/8"
- 3/4" x 2 1/2"
- 3/4" x 3 1/2"
- 3/4" x 5 1/2"
- 3/4" x 7 1/4"

***Birch and Maple** longer lengths subject to availability. Upcharge applies.



S4S HARDWOOD STOCK

POPLAR AND OAK


1" x 3 1/2"

1" x 5 1/2"

1" x 7 1/4"

1" x 9 1/4"

1" x 11 1/4"



H O L M E S L U M B E R C O M P A N Y

HARDWOOD MOULDINGS



CASING



HL1225 $\frac{9}{16}$ " x $2\frac{1}{4}$ " **RED OAK AND POPLAR**



HL1225M $\frac{9}{16}$ " x $2\frac{1}{4}$ " **RED OAK AND POPLAR**



HL122511 $\frac{3}{4}$ " x $2\frac{1}{4}$ " **POPLAR AND FJ POPLAR**



HL1250 $\frac{3}{4}$ " x $2\frac{1}{2}$ " **RED OAK AND POPLAR**



HL1275 $\frac{3}{4}$ " x $2\frac{3}{4}$ " **RED OAK, POPLAR, AND FJ POPLAR**



HL12751 $\frac{9}{16}$ " x $2\frac{3}{4}$ " **RED OAK AND POPLAR**

CASING



HL12752 $\frac{3}{4}$ " x $2\frac{3}{4}$ " **RED OAK AND POPLAR**



HL130029 $\frac{3}{4}$ " x 3" **POPLAR AND FJ POPLAR**



HL13251 $\frac{3}{4}$ " x $3\frac{1}{4}$ " **RED OAK AND POPLAR**



HL13254 $\frac{3}{4}$ " x $3\frac{1}{4}$ " **POPLAR**



HL1350 $\frac{3}{4}$ " x $3\frac{1}{2}$ " **RED OAK, POPLAR, AND FJ POPLAR**



HL13501 $\frac{3}{4}$ " x $3\frac{1}{2}$ " **RED OAK AND POPLAR**

CASING



HL13503 3/4" x 3 1/2" RED OAK AND POPLAR



HL13504 1" x 3 1/2" RED OAK AND POPLAR



HL135014 3/4" x 3 1/2" RED OAK AND POPLAR



HL135022 3/4" x 3 1/2" POPLAR AND FJ POPLAR



HL135095 13/16" x 3 1/2" POPLAR AND FJ POPLAR

CASING



HL140022 1 1/4" x 4" POPLAR



HL1350F 3/4" x 3 1/2" RED OAK AND POPLAR



HL1550F 3/4" x 5 1/2" POPLAR

BACKBAND



HL61251
3/4" x 1 1/4"
RED OAK
AND POPLAR



HL6150
1 3/16" x 1 1/2"
RED OAK AND
POPLAR



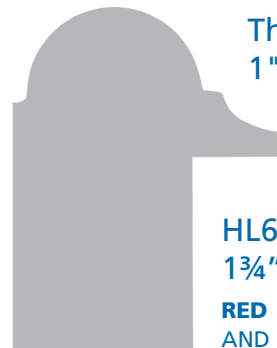
HL61383
1 1/2" x 1 3/8"
POPLAR



HL61252
3/4" x 1 1/4"
RED OAK
AND POPLAR



HL613813
7/8" x 1 3/8"
POPLAR



HL61381
1 3/4" x 1 3/8"
RED OAK
AND POPLAR
Throat:
1"

BASE



HL2300 $\frac{7}{16}$ " x 3" **RED OAK AND POPLAR**



HL2300M $\frac{7}{16}$ " x 3" **RED OAK AND POPLAR**



HL2350 $\frac{5}{8}$ " x 3½" **RED OAK AND POPLAR**



HL235011 $1\frac{1}{16}$ " x 3½" **POPLAR**



HL2400 $\frac{7}{16}$ " x 4" **RED OAK AND POPLAR**



HL24001 $\frac{7}{16}$ " x 4" **RED OAK AND POPLAR**

BASE



- HL232510 $\frac{5}{8}$ " x $3\frac{1}{4}$ " **POPLAR AND FJ POPLAR**
- HL24255 $\frac{5}{8}$ " x $4\frac{1}{4}$ " **POPLAR AND FJ POPLAR**
- HL252510 $\frac{5}{8}$ " x $5\frac{1}{4}$ " **POPLAR AND FJ POPLAR (shown)**



- HL23259 $\frac{5}{8}$ " x $3\frac{1}{4}$ " **POPLAR AND FJ POPLAR**
- HL24254 $\frac{5}{8}$ " x $4\frac{1}{4}$ " **POPLAR AND FJ POPLAR (matches MDF 20136CBM)**
- HL252513 $\frac{5}{8}$ " x $5\frac{1}{4}$ " **POPLAR AND FJ POPLAR (shown)**
- HL26252 $\frac{5}{8}$ " x $6\frac{1}{4}$ " **POPLAR AND FJ POPLAR**
- HL272516 $\frac{5}{8}$ " x $7\frac{1}{4}$ " **POPLAR AND FJ POPLAR**



- HL2500 $\frac{9}{16}$ " x 5" **POPLAR**



- HL252516 $\frac{9}{16}$ " x $5\frac{1}{4}$ " **POPLAR (matches MDF 163EM)**



- HL24501 $\frac{11}{16}$ " x $4\frac{1}{2}$ " **RED OAK AND POPLAR**
- HL2550 $\frac{11}{16}$ " x $5\frac{1}{2}$ " **RED OAK AND POPLAR (shown)**



- HL2450 $\frac{11}{16}$ " x $4\frac{1}{2}$ " **RED OAK AND POPLAR**
- HL25502 $\frac{11}{16}$ " x $5\frac{1}{2}$ " **RED OAK, POPLAR, AND FJ POPLAR (shown)**

BASE



HL24505 $1\frac{1}{16}''$ x $4\frac{1}{2}''$ **RED OAK, POPLAR, AND FJ POPLAR**
 HL25505 $1\frac{1}{16}''$ x $5\frac{1}{2}''$ **RED OAK, POPLAR, AND FJ POPLAR (shown)**



HL25503 $1\frac{1}{16}''$ x $5\frac{1}{2}''$ **RED OAK, POPLAR, AND FJ POPLAR**

BASE CAP



HL2100
 $1\frac{1}{16}''$ x $1''$
RED OAK AND POPLAR



HL21381
 $\frac{3}{4}''$ x $1\frac{3}{8}''$
RED OAK AND POPLAR



HL21388
 $\frac{9}{16}''$ x $1\frac{3}{8}''$
POPLAR



HL21442
 $\frac{9}{16}''$ x $1\frac{7}{16}''$
POPLAR



HL2175
 $\frac{5}{8}''$ x $1\frac{3}{4}''$
RED OAK AND POPLAR



HL21751
 $\frac{5}{8}''$ x $1\frac{5}{8}''$
RED OAK AND POPLAR



HL21757
 $1\frac{3}{16}''$ x $1\frac{3}{4}''$
POPLAR



HL2125
 $\frac{3}{4}''$ x $1\frac{1}{4}''$
RED OAK AND POPLAR

SHOE MOULD



HL2050
3/4" x 1/2"

**RED OAK,
WHITE OAK,
POPLAR,
HARD MAPLE,
AND FLEX**

QUARTER ROUND



HL2075
3/4" x 3/4"

**RED OAK
AND POPLAR**

OUTSIDE CORNER



HL9106
1 1/16" x 1 1/16"

**RED OAK
AND POPLAR**



HL9075
3/4" x 3/4"

**RED OAK
AND POPLAR**

COVE



HL3050
1/2" x 1/2"

**RED OAK
AND POPLAR**



HL3075
3/4" x 3/4"

**RED OAK,
WHITE OAK,
POPLAR AND
FLEX**


STAFF MOULD



HL70751
5/8" x 7/8"

**RED OAK
AND POPLAR**

CROWN



HL3175 $\frac{3}{4}$ " x $1\frac{3}{4}$ "
RED OAK AND POPLAR
 Rise: $1\frac{1}{4}$ " Run: $1\frac{5}{16}$ "



HL317513 $\frac{3}{4}$ " x $1\frac{3}{4}$ "
POPLAR
 Rise: $1\frac{5}{16}$ " Run: $1\frac{1}{8}$ "



HL3225 $\frac{5}{8}$ " x $2\frac{1}{4}$ "
RED OAK AND POPLAR
 Rise: $1\frac{13}{16}$ " Run: $1\frac{7}{16}$ "



HL3325 $\frac{3}{4}$ " x $3\frac{1}{4}$ "
RED OAK AND POPLAR
 Rise: $2\frac{9}{16}$ " Run: $2\frac{1}{16}$ "



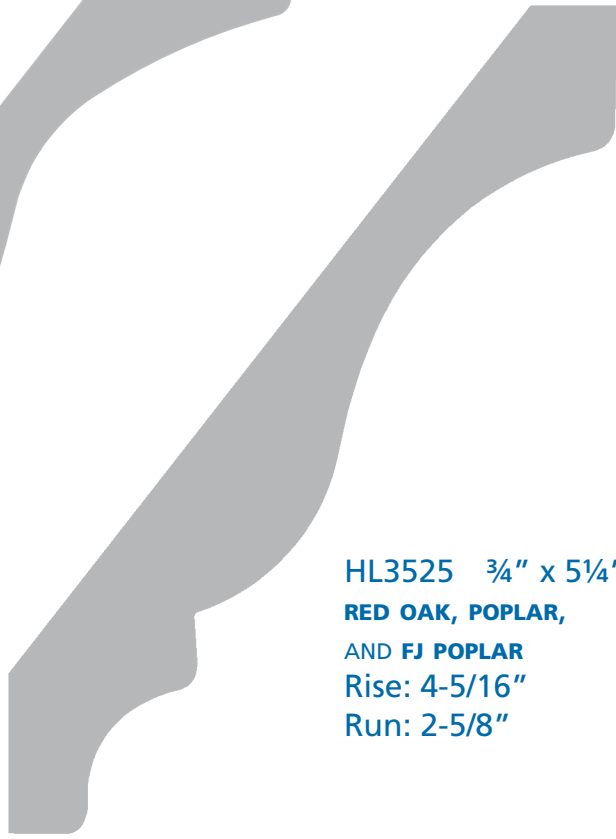
HL3363 $\frac{3}{4}$ " x $3\frac{5}{8}$ "
RED OAK AND POPLAR
 Rise: $2\frac{7}{8}$ " Run: $2\frac{1}{4}$ "

CROWN

HL3625 $\frac{7}{8}$ " x $6\frac{1}{4}$ "
RED OAK AND POPLAR
Rise: 5"
Run: 3- $\frac{13}{16}$ "



HL3525 $\frac{3}{4}$ " x $5\frac{1}{4}$ "
**RED OAK, POPLAR,
AND FJ POPLAR**
Rise: 4- $\frac{5}{16}$ "
Run: 2- $\frac{5}{8}$ "



HL3425 $\frac{3}{4}$ " x $4\frac{1}{4}$ "
**RED OAK,
POPLAR AND FJ POPLAR**
Rise: 3- $\frac{3}{8}$ " Run: 2- $\frac{5}{8}$ "

HL3463 $\frac{3}{4}$ " x $4\frac{5}{8}$ "
(Similar to WM 47)
RED OAK AND POPLAR
Rise: 3- $\frac{11}{16}$ " Run: 2- $\frac{7}{8}$ "

CROWN



HL33635 7/16" x 3 5/8"
POPLAR
Rise: 2-9/16" Run: 2-9/16"



HL33251 3/4" x 3 1/4"
RED OAK AND POPLAR
Rise: 2-9/16" Run: 2"



HL34251 3/4" x 4 1/4"
RED OAK AND POPLAR
Rise: 2-13/16" Run: 3-1/4"



HL3532 1 1/16" x x 5 3/8"
POPLAR
Rise: 4" Run: 3-1/2"

CROWN



HL342511 $\frac{3}{4}$ " x $4\frac{1}{4}$ "
POPLAR
Rise: $3\frac{1}{4}$ " Run: $2\frac{11}{16}$ "



HL332513 $\frac{3}{4}$ " x $3\frac{1}{4}$ "
POPLAR
Rise: $2\frac{1}{2}$ "
Run: $2\frac{1}{16}$ "



HL352518 $\frac{3}{4}$ " x $5\frac{1}{4}$ "
POPLAR
Rise: 4" Run: $3\frac{3}{8}$ "

CROWN



HL342510 3/4" x 4 1/4"
POPLAR AND FJ POPLAR
Rise: 2-13/16" Run: 3-3/16"




HL332512 3/4" x 3 1/4"
POPLAR AND FJ POPLAR
Rise: 2-1/4" Run: 2-3/8"

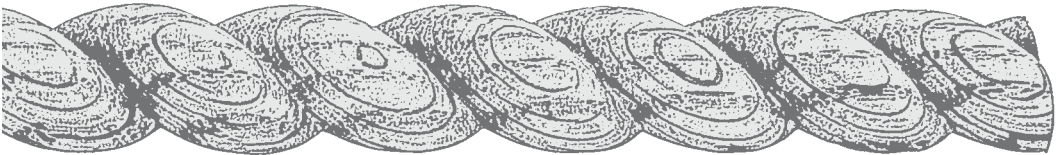


HL352517 3/4" x 5 1/4"
POPLAR AND FJ POPLAR
Rise: 3-9/16" Run: 3-7/8"

CROWN INSERTS

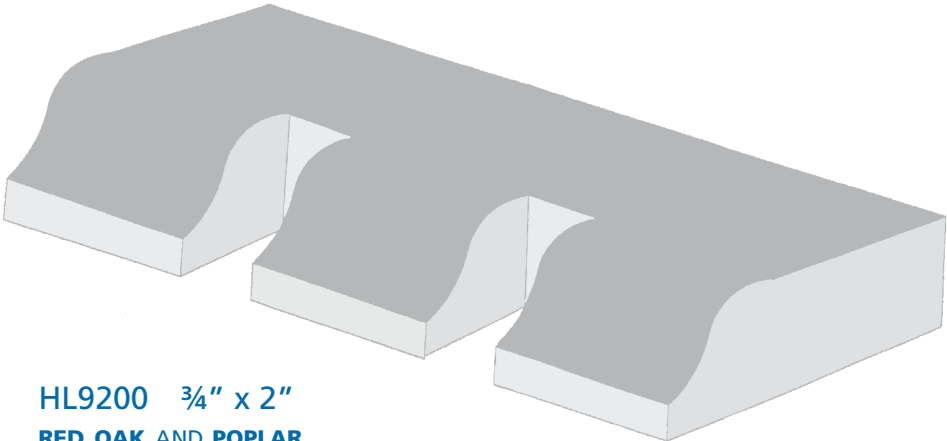


HL3063 1/2" x 5/8" • RED OAK AND POPLAR



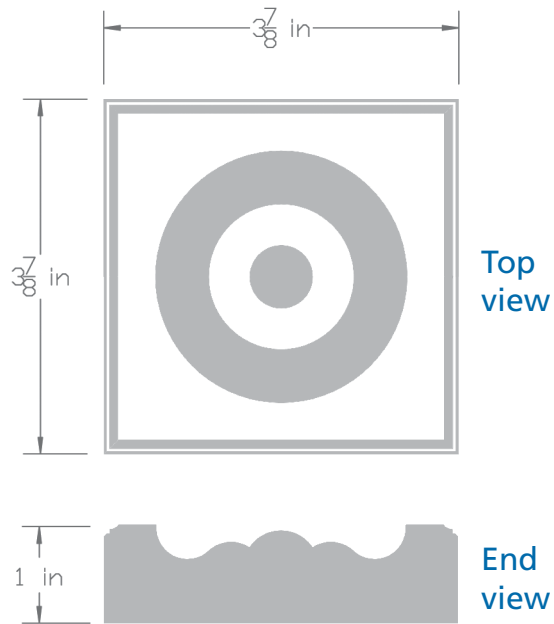
HL30751 3/4" • RED OAK AND POPLAR

DENTIL MOULD



HL9200 3/4" x 2"
RED OAK AND POPLAR

ROSETTE



HL1263	$\frac{3}{4}'' \times 2\frac{5}{8}'' \times 2\frac{5}{8}''$	RED OAK AND POPLAR
HL1313	$1'' \times 3\frac{1}{8}'' \times 3\frac{1}{8}''$	RED OAK AND POPLAR
HL1388	$1'' \times 3\frac{7}{8}'' \times 3\frac{7}{8}''$	RED OAK AND POPLAR

- Custom sizes available for these items.
- Items in this section have been resized to fit page format.

LANDING TREAD





HL8090	$1\frac{1}{16}'' \times 3\frac{1}{2}''$	RED OAK AND POPLAR
HL8090-5	$1\frac{1}{16}'' \times 5\frac{1}{2}''$	RED OAK, WHITE OAK AND POPLAR
HL8090-7	$1\frac{1}{16}'' \times 7\frac{1}{4}''$	RED OAK, WHITE OAK AND POPLAR

BASE BLOCKS

HL2388
1" x 3⁷/₈" x 9"
RED OAK AND
POPLAR

HL2313
1" x 3¹/₈" x 6"
RED OAK AND
POPLAR



HL6-2413
4¹/₈" x 7¹/₂" for 3¹/₂" casing
POPLAR

HL6-2613
6¹/₈" x 7¹/₂" for 5¹/₂" casing
(shown)
POPLAR

HL6-2788
7⁷/₈" x 12" for 7¹/₄" casing
POPLAR

DOOR STOP



HL4138M
 $\frac{7}{16}'' \times 1\frac{3}{8}''$
RED OAK
 AND **POPLAR**



HL4138
 $\frac{7}{16}'' \times 1\frac{3}{8}''$
RED OAK
 AND **POPLAR**



HL41383
 $\frac{7}{16}'' \times 1\frac{3}{8}''$
RED OAK
 AND **POPLAR**



HL41389
 $\frac{7}{16}'' \times 1\frac{3}{8}''$
POPLAR

GLASS BEAD



HL9044
 $\frac{1}{2}'' \times \frac{7}{16}''$
RED OAK
 AND **POPLAR**



HL114 $\frac{1}{4}'' \times 1\frac{1}{4}''$
RED OAK AND **POPLAR**

LATTICE



HL158 $\frac{1}{4}'' \times 1\frac{5}{8}''$
RED OAK AND **POPLAR**



HL134 $\frac{1}{4}'' \times 1\frac{3}{4}''$
RED OAK AND **POPLAR**



HL250 $\frac{1}{4}'' \times 2\frac{1}{2}''$
RED OAK AND **POPLAR**

DOOR JAMB



HL4456 $1\frac{1}{16}'' \times 4\frac{5}{8}''$ **RED OAK** AND **POPLAR**
HL4481 $1\frac{1}{16}'' \times 4\frac{7}{8}''$ **RED OAK** AND **POPLAR**
HL4525 $1\frac{1}{16}'' \times 5\frac{1}{4}''$ **RED OAK** AND **POPLAR**
HL4656 $1\frac{1}{16}'' \times 6\frac{5}{8}''$ **RED OAK** AND **POPLAR**

CHAIR RAIL



HL5238 $\frac{3}{4}$ " x $2\frac{3}{8}$ "
RED OAK AND POPLAR



HL5275 $1\frac{1}{16}$ " x $2\frac{3}{4}$ "
RED OAK AND POPLAR



HL5238N $\frac{3}{4}$ " x $2\frac{3}{8}$ "
RED OAK AND POPLAR



HL5300 $1\frac{1}{16}$ " x 3"
RED OAK AND POPLAR



HL5325 1" x $3\frac{1}{4}$ "
RED OAK AND POPLAR



HL54251 $\frac{7}{16}$ " x $4\frac{1}{4}$ " **POPLAR**



HL52752 $\frac{3}{4}$ " x $2\frac{1}{2}$ " **POPLAR**

NOSING



HL71251
1/2" x 1 1/4"

**RED OAK
AND
POPLAR**



HL71501
3/4" x 1 1/2"

**RED OAK
AND
POPLAR**




HL71252
1 1/16" x 1 1/4"

**RED OAK
AND
POPLAR**



HL715017
1 1/16" x 1 1/2"

**RED OAK
AND
POPLAR**



HL72004
1" x 2"

**RED OAK
AND
POPLAR**

HALF ROUND



HL7075
3/8" x 3/4"

**RED OAK
AND
POPLAR**



HL9100
1/2" x 1"

**RED OAK
AND
POPLAR**



HL9150
3/4" x 1 1/2"

**RED OAK
AND
POPLAR**

PANEL MOULD



HL90571
7/16" x 9/16"
POPLAR



HL90756
industry #140
1/4" x 3/4"
RED OAK AND
POPLAR



HL71002
9/16" x 1"
RED OAK AND
POPLAR



HL71005
1/2" x 3/4"
POPLAR



HL7094
1/2" x 15/16"
POPLAR



HL7100
7/16" x 1"
RED OAK AND
POPLAR




HL7125
5/8" x 1 1/4"
RED OAK AND
POPLAR



HL710012
7/16" x 1"
POPLAR



HL7138
3/8" x 1 3/8"
POPLAR



HL716312
1 1/16" x 1-5/8"
POPLAR



HL72002 3/4" x 2"
RED OAK AND
POPLAR



HL7200 1" x 2"
RED OAK AND
POPLAR



HL71388
3/4" x 1 3/8"
POPLAR

T&G BEADBOARD



HL9319 3/8" x 3 3/16" (3" Coverage) POPLAR

PLANKING



HL93251-525 3/4" x 5 1/2" (5 1/4" Coverage) POPLAR

BED MOULD



HL7125
5/8" x 1 1/4"

RED OAK AND
POPLAR



HL2125
3/4" x 1 1/4"

RED OAK AND
POPLAR



HL21254
1 1/16" x 1 1/4"

POPLAR



HL21757
1 3/16" x 1 3/4"

POPLAR

MULLIONS



HL71253 3/8" x 1 1/4"
POPLAR



HL72005 3/8" x 2"
POPLAR



HL7250 3/8" x 2 1/2"
POPLAR

SCREEN BEAD



HL90755
1/4" x 3/4"

RED OAK AND
POPLAR

CABINET MOULD



HL715013 3/4" x 1 1/2"
POPLAR



HL907515 5/16" x 3/4"
POPLAR

WINDOW SILL



HL9250 ¾" x 2½"
RED OAK AND POPLAR



HL92502 ¾" x 2½"
RED OAK AND POPLAR



HL92508 1" x 2½"
RED OAK AND POPLAR



HL93503 1" x 3½"
RED OAK AND POPLAR



HL955010 1" x 5½"
RED OAK AND POPLAR

SOLID PINE

H O L M E S L U M B E R C O M P A N Y

RADIATA PINE S4S

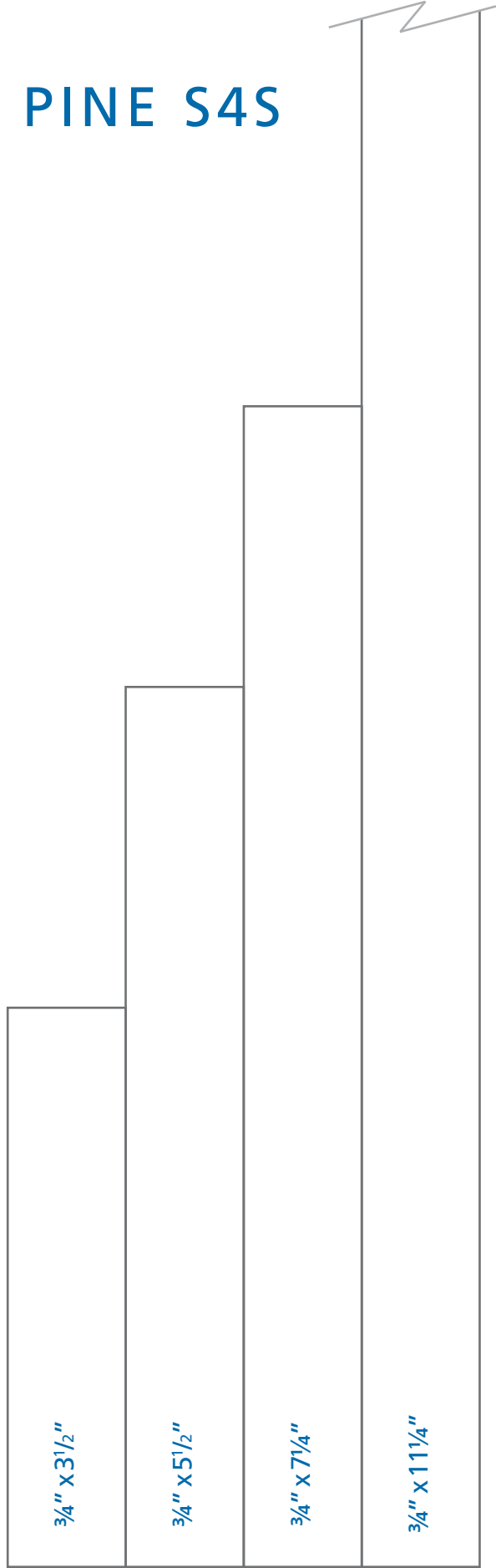
RADIATA PINE

$\frac{3}{4}$ " x $3\frac{1}{2}$ "

$\frac{3}{4}$ " x $5\frac{1}{2}$ "

$\frac{3}{4}$ " x $7\frac{1}{4}$ "

$\frac{3}{4}$ " x $11\frac{1}{4}$ "



ASTRAGAL



HL5-AST **SP**
1¹/₄" x 2"
WM1305

BASE



HL5 - 714 **SP** 9/16" x 3" WM714



HL5 - 664 **SP** 9/16" x 3" WM664



HL5 - 623 **SP** 9/16" x 3¹/₄" WM623

BRICK MOULD



HL5 - 180 **SP**
1¹/₄" x 2" WM180

CHAIR RAIL



HL5 - 390 **SP**
1¹/₁₆" x 2⁵/₈" WM390

CASING



HL5 - 327 **SP**
1¹/₁₆" x 2¹/₄" WM327



HL5 - 356 **SP**
1¹/₁₆" x 2¹/₄" WM356

CORNER GUARD



HL5-205 **SP** 1 1/8" x 1 1/8"
WM205

COVE



HL5-93 **SP** 3/4" x 3/4"
WM93

CROWN



HL5-48L **SP** 9/16" x 4 1/4" LWM48
Rise: 3 5/16" Run: 2 5/8"

LATTICE




HL5 - 267 **SP**
1/4" x 1 3/8" WM267



HL5 - 265 **SP**
1/4" x 1 3/4" WM265

FULL ROUND



HL5 - 233H **SP**
1 5/16" x 1 5/16" WM233

PARTING STOP



HL5 - 254
SP
1/2" x 3/4"
WM254

QUARTER ROUND



HL5 - 108
SP
1/2" x 1/2"
WM108



HL5 - 106
SP
1 1/16" x 1 1/16"
WM106

SCREEN MOULD



HL5 - 142
SP
1/4" x 3/4"
WM142



HL5 - 126
SP
1/2" x 3/4"
WM126



HL5 - 936
SP
7/16" x 1 3/8"
WM936



HL5 - 846
SP
7/16" x 1 3/8"
WM846



HL5 - 906F07
SP
7/16" x 1 3/8"
WM906

WALL RAIL / HAND RAIL



HL5 - 240H **Hemlock**
1 3/16" x 2 1/4"
WM240



HL5 - 230LH **Hemlock**
1 1/4" x 2"
WM230

PFJ (PRIMED FINGER JOINT) PINE S4S

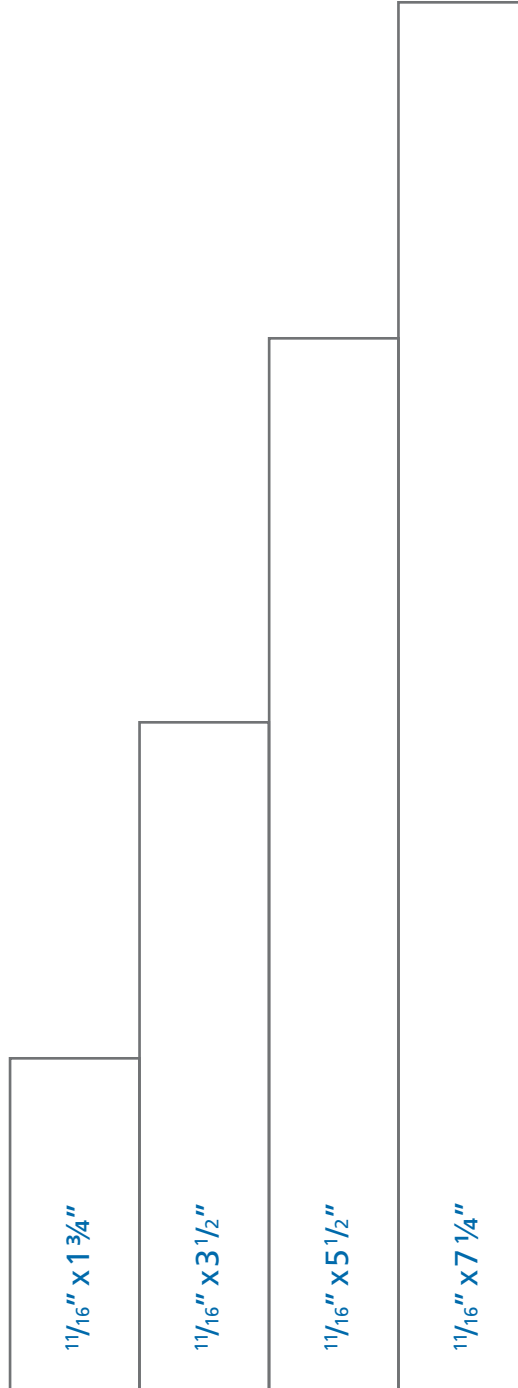
PFJ (PRIME FINGER JOINT) PINE

$1\frac{1}{16}'' \times 1\frac{3}{4}''$

$1\frac{1}{16}'' \times 3\frac{1}{2}''$

$1\frac{1}{16}'' \times 5\frac{1}{2}''$

$1\frac{1}{16}'' \times 7\frac{1}{4}''$



BASE



HL4 - 623J **PFJ** 9/16" x 3 1/4" WM623



HL4 - 663P **PFJ** 9/16" x 3 1/4" WM663



HL4 - 2808J **PFJ** 9/16" x 4 1/4" 2808J



HL4 - 163ESP **PFJ** 9/16" x 5 1/4" LWM163E



HL4 - 2813J **PFJ** 9/16" x 5 1/4" 2813J

CASING



HL4 - 356P **PFJ**
1¹/₁₆" x 2¹/₄" WM356



HL4 - 361P **PFJ**
1¹/₁₆" x 2¹/₂" 361P



HL4 - 2488CAJ **PFJ** 2488CAJ
1¹/₁₆" x 2³/₄"



HL4 - 444LJ **PFJ** 1¹/₁₆" x 3¹/₄" LWM444



HL4 - 24112CAJ **PFJ** 1¹/₁₆" x 3¹/₂" 24112CAJ

BRICK MOULD



HL4 - 180PF17 **PFJ**
1¹/₄" x 2" WM180

CHAIR RAIL



HL4 - 390J **PFJ**
1¹/₁₆" x 2⁵/₈" WM390

CROWN



HL4 - 48LJ **PFJ** $\frac{9}{16}$ " x $4\frac{1}{4}$ " LWM48
Rise: $3\frac{5}{16}$ " Run: $2\frac{11}{16}$ "

STOP



HL4 - 947P
PFJ
 $\frac{3}{8}$ " x $1\frac{1}{4}$ "
WM947



HL4 - 906PF07
PFJ
 $\frac{3}{8}$ " x $1\frac{1}{4}$ "
WM906



HL4 - 876PF07
PFJ
 $\frac{7}{16}$ " x $1\frac{3}{8}$ "
WM876

BASE CAP



HL3 - 163M
MDF
 $\frac{9}{16}$ " x $1\frac{7}{16}$ "
163M



HL4 - 166P
PFJ
 $\frac{5}{8}$ " x $1\frac{1}{4}$ "
WM166

SHOE



HL4 - 126P
PFJ
 $\frac{1}{2}$ " x $\frac{3}{4}$ "
WM126



HL4 - L254
PFJ
 $\frac{7}{16}$ " x $\frac{3}{4}$ "
L254

MEDIUM DENSITY FIBERBOARD (MDF)

H O L M E S L U M B E R C O M P A N Y

MDF S4S BOARDS

MDF

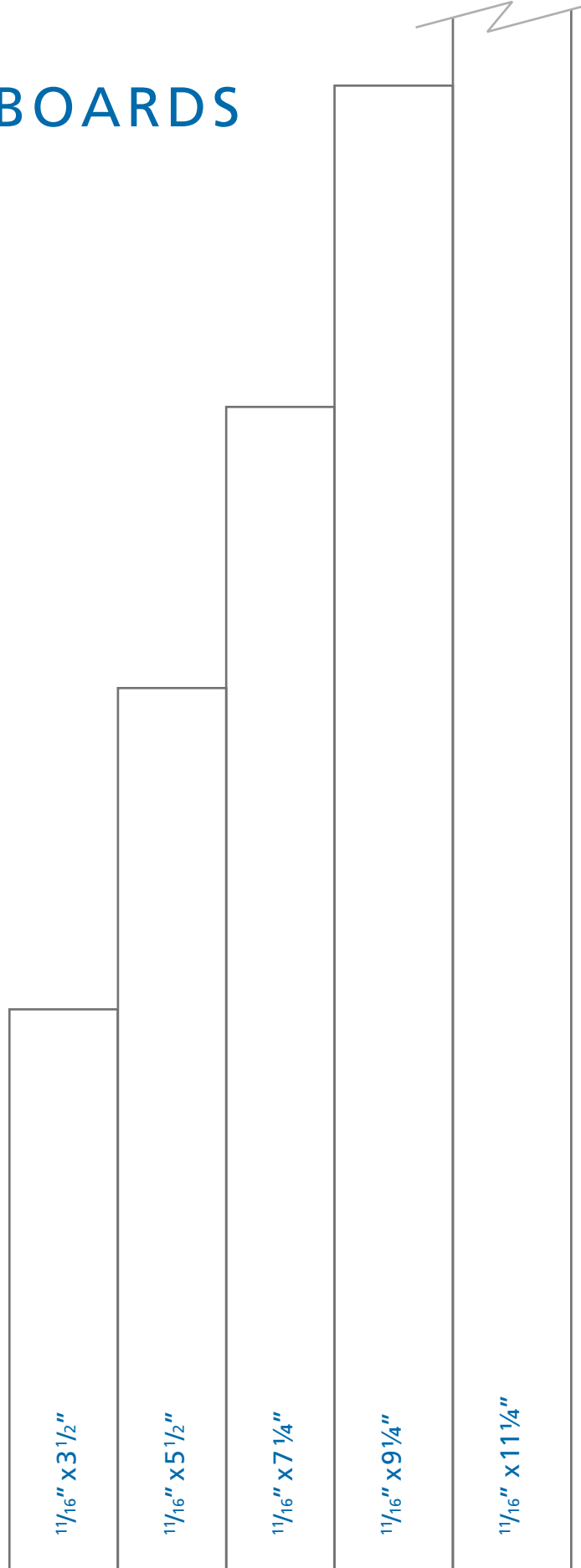
$1\frac{1}{16}'' \times 3\frac{1}{2}''$

$1\frac{1}{16}'' \times 5\frac{1}{2}''$

$1\frac{1}{16}'' \times 7\frac{1}{4}''$

$1\frac{1}{16}'' \times 9\frac{1}{4}''$

$1\frac{1}{16}'' \times 11\frac{1}{4}''$



EASED EDGE S4S



HL3 - 14E2EM **MDF** 1¹/₁₆" x 3¹/₂" 14E2EM



HL3 - 430LM **MDF** 9⁹/₁₆" x 5¹/₂" 430LM



HL3 - 16E2EM **MDF** 1¹/₁₆" x 5¹/₂" 16E2EM

BASE



HL3 - 623M
MDF
1/2" x 3¹/₄"
623M



HL3 - 663M
MDF
1/2" x 3¹/₄"
663M



HL3 - 620LM
MDF
1/2" x 4¹/₄"
620LM



HL3 - 412M
MDF
5/8" x 4¹/₄"
412M



HL3 - 808M
MDF
1/2" x 4¹/₄"
808M



HL3 - 20136CBM
MDF
9/16" x 4¹/₄"
20136CBM

H O L M E S L U M B E R C O M P A N Y

MEDIUM DENSITY FIBERBOARD (MDF)

MEDIUM DENSITY FIBERBOARD (MDF)

H O L M E S L U M B E R C O M P A N Y

BASE



HL3-545M
MDF
 5/8" x 5"
 545M

HL3-618M
MDF
 1/2" x 5 1/4"
 618M

HL3-813M
MDF
 1/2" x 5 1/4"
 813M

HL3-163EM
MDF
 9/16" x 5 1/4"
 163EM

HL3-207M
MDF
 9/16" x 7 1/4"
 207M

HL3-163E7M
MDF
 9/16" x 7 1/4"
 163E7M

CASING



HL3 - 356M **MDF** $\frac{9}{16}$ " x $2\frac{1}{4}$ " 356M



HL3 - 2488CAM **MDF** $\frac{3}{4}$ " x $2\frac{3}{4}$ " 2488CAM



HL3 - 411M **MDF** $\frac{3}{4}$ " x 3" 411M



HL3 - 445LM **MDF** $1\frac{1}{16}$ " x $3\frac{1}{4}$ " 445LM



HL3 - 421M **MDF** $1\frac{1}{16}$ " x $3\frac{1}{4}$ " 421M



HL3 - 444LM **MDF** $1\frac{1}{16}$ " x $3\frac{1}{4}$ " 444LM



HL3 - 523M **MDF** 1" x $3\frac{1}{2}$ " 523M

CASING

HL3 - 24112PCAM **MDF** 1¹/₁₆" x 3¹/₂" 24112PCAMHL3 - 535M **MDF** 3³/₄" x 3¹/₂" 535MHL3 - 444M **MDF** 1¹/₁₆" x 3¹/₂" 444MHL3 - 99M **MDF** 1¹/₁₆" x 3¹/₂" 99MHL3 - 445M **MDF** 9⁹/₁₆" x 3¹/₄" 445M

MEDIUM DENSITY FIBERBOARD (MDF)

H O L M E S L U M B E R C O M P A N Y

39

CROWN



HL3 - 49M **MDF** $\frac{9}{16}$ " x $3\frac{5}{8}$ " 49M
Rise: 3" Run: $2\frac{3}{32}$ "



HL3 - 48LM **MDF** $\frac{5}{8}$ " x $4\frac{1}{4}$ " 48LM
Rise: $3\frac{1}{16}$ " Run: 3"

MEDIUM DENSITY FIBERBOARD (MDF)

H O L M E S L U M B E R C O M P A N Y

CROWN



HL3 - 47M **MDF** $\frac{9}{16}$ " x $4\frac{5}{8}$ " 47M
Rise: $3\frac{5}{8}$ " Run: $2\frac{7}{8}$ "

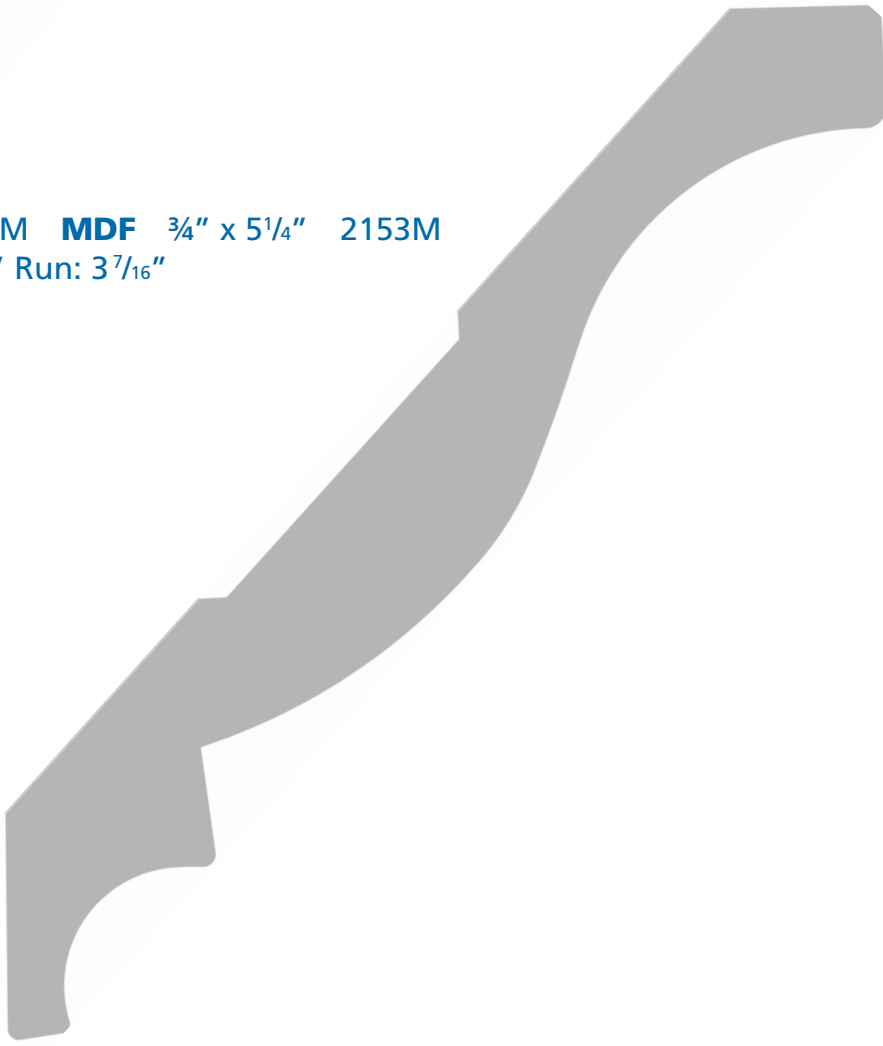


HL3 - 45M **MDF** $\frac{9}{16}$ " x $5\frac{1}{4}$ " LWM45
Rise: $3\frac{13}{16}$ " Run: $3\frac{5}{8}$ "

CROWN



HL3 - 2153M **MDF** $\frac{3}{4}$ " x $5\frac{1}{4}$ " 2153M
Rise: $3\frac{15}{16}$ " Run: $3\frac{7}{16}$ "



HL3 - 43M **MDF** $\frac{15}{16}$ " x $6\frac{15}{16}$ " 43M
Rise: $5\frac{9}{32}$ " Run: $4\frac{19}{32}$ "

CHAIR RAIL



HL3 - 390LM **MDF** 1 1/16" x 2 7/16" LWM390



HL3 - 297M **MDF** 9/16" x 3" WM297

TONGUE AND GROOVE SHIP LAP



HL3 - SL16 **MDF**
1 1/16" x 5 1/4"
(4 15/16" Coverage)



HL3 - SL18 **MDF**
1 1/16" x 7 1/4"
(6 15/16" Coverage)

CASING



HL IMP - 1225 **IMPERIAL OAK** $\frac{7}{16}'' \times 2\frac{1}{4}''$

BASE



HL IMP - 2300 **IMPERIAL OAK** $\frac{5}{16}'' \times 2\frac{3}{4}''$

SHOE



HL IMP - 2050 **IMPERIAL OAK** $\frac{1}{2}'' \times \frac{3}{4}''$

JAMB



HL IMP - 445668 **IMPERIAL OAK** $1\frac{1}{16}'' \times 4\frac{9}{16}''$ (Knotched Jamb Leg)

STOP



HL IMP - 4138-7 **IMPERIAL OAK** $\frac{3}{8}'' \times 1\frac{1}{4}''$ (7' Leg)

Your Complete Building Supply Source

RESIDENTIAL

Supplying material for quality homes from start to finish



POST FRAME

We are Ohio's premier post frame material supplier



COMMERCIAL

We're prepared to help you with any of your larger projects such as:

- Hotels · Restaurants
- Office Buildings
- Multi-Family Units
- Assisted Living Facilities



RETAIL HARDWARE

For the pro-contractor and the do-it-yourself customer



DELIVERY

We deliver what you need, when you need it, and where you need it



INTERIOR TRIM & DOORS

Skilled craftsmen to pre-hang your interior doors



CUSTOM MILLWORK

Need something more than the ordinary? We'll manufacture it



INTERIOR TRIM DELIVERIES

Our demountable trim trucks make loading a snap



ESTIMATING

Determining the right amount of materials, saves you time and money



DRAFTING

Behind every beautiful building, there's a "plan"



PRE-BUILT STAIRWAYS

Every stairway is custom built to your specifications



OVERHEAD GARAGE DOORS

Professional garage door installation



DESIGN CENTER

The Gallery of Home Décor Choices



KITCHEN & BATH

Knowledge and creativity with experience



Holmes Lumber 
The Lumberyard For Professionals

Millersburg
330-674-9060
Sugarcreek
330-852-4611

Dover
330-343-7737
Canton
330-479-8314

Marion
740-382-5729
Dublin (Trim Barn)
614-504-2540

Reynoldsburg
740-927-3700
Sunbury
740-965-4600

Lancaster
740-654-7611
Newark
740-366-7308

holmeslumber.com

Your Full Service Lumberyard

These are a few of the quality brands in our broad inventory of product lines.



Holmes Lumber

The Lumberyard For Professionals



holmeslumber.com

A Division of the Carter Lumber Company